

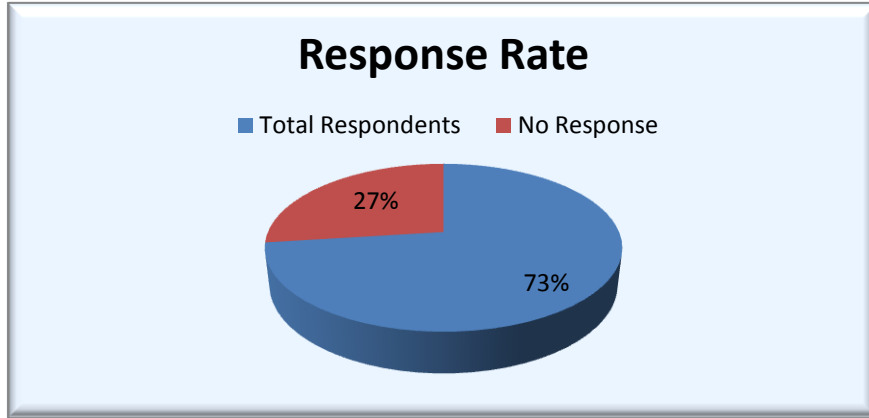
TABLE OF CONTENTS

2009 Teacher Education Survey Summary	
Response Rate	
Response Rate	2
Percentage of Respondents by Degree	2
Response Rate by Licensure/Certification Area(s)	3
Employment Facts	
Employment Status-Undergrad	4
Employment Status-Graduate	5
When Position Obtained	6
Method Used to Obtain Position	7
Employment by State	
Initial Teacher License Undergrad	8
Initial Teacher License Graduate	9
Employment Status Data	
All	10
Graduate School	
Graduate School Status	11
Attending Full-time	11
Attending Part-time	11
Career Services Information	
Contact with Career Services	12
Positions while attending UD	12

2008-2009 TEACHER EDUCATION SURVEY RESULTS

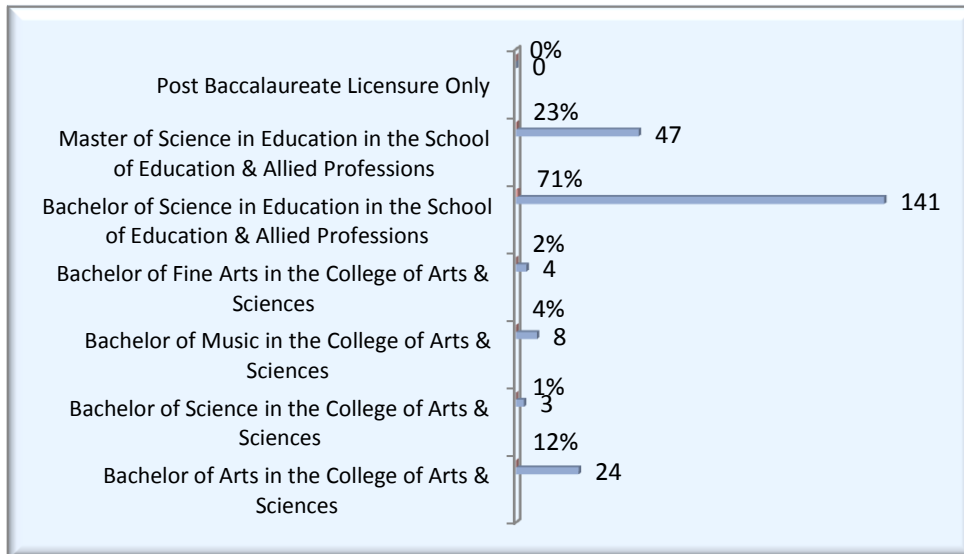
Response Rate

Size of Program Complete Cohort 2008-2009	271
Total Respondents	198
Response Rate	73%



Percentage of Respondents by Degree

	Response Total	Response Percent
Bachelor of Arts in the College of Arts & Sciences	24	12%
Bachelor of Science in the College of Arts & Sciences	3	1%
Bachelor of Music in the College of Arts & Sciences	8	4%
Bachelor of Fine Arts in the College of Arts & Sciences	4	2%
Bachelor of Science in Education in the School of Education & Allied Professions	141	71%
Master of Science in Education in the School of Education & Allied Professions	47	23%
Post Baccalaureate Licensure Only	0	0%
Total Respondents	198	



Majors and Licenses

School of Education & Allied Professions

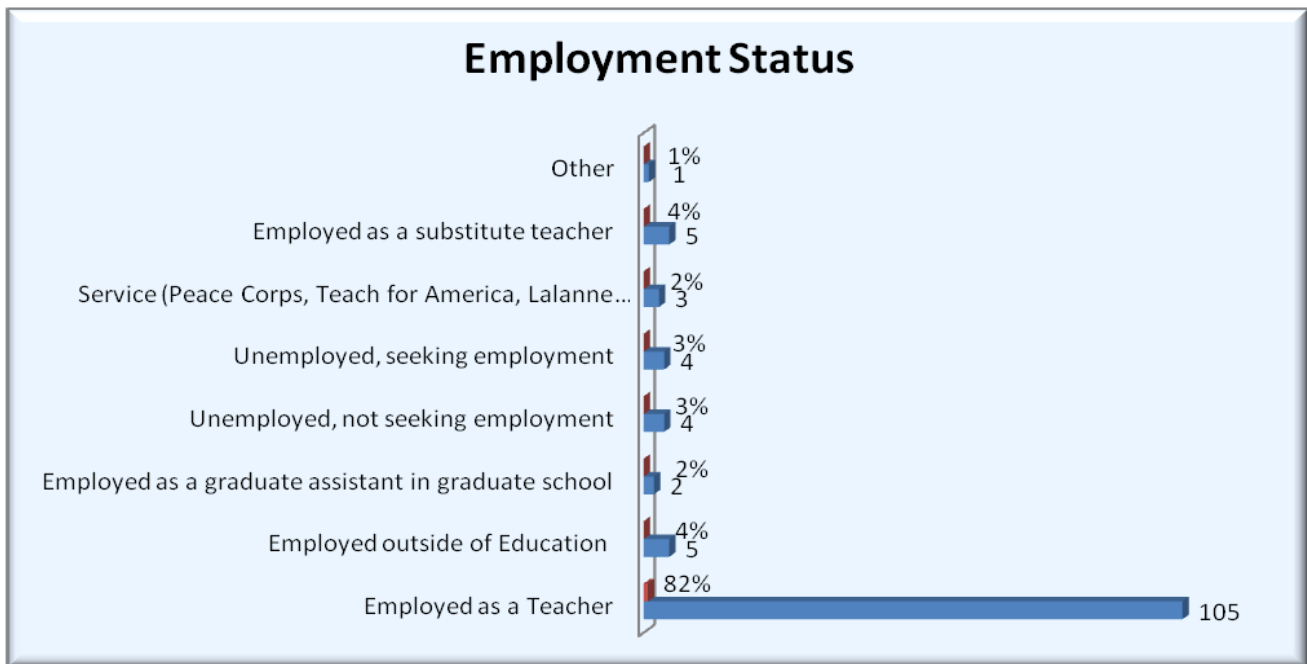
	Response Total	Response Percent
Adolescent to Young Adult Education License (Grades 7-12)	16	8%
Adolescent to Young Adult Education Integrated Language Arts License (Grades 7-12)	7	4%
Adolescent to Young Adult Education Integrated Social Studies License (Grades 7-12)	7	4%
Adolescent to Young Adult Education Integrated Mathematics License (Grades 7-12)	4	2%
Adolescent to Young Adult Education Earth Sciences License (Grades 7-12)	1	1%
Early Childhood Education License (Grades PreKindergarten-Grade 3)	6	3%
ECE Early Intervention License	38	19%
Education & Allied Studies	4	2%
Educational Leadership	2	1%
ETL Reading Endorsement	5	3%
General Education	1	1%
Intereducational Studies	1	1%
Intervention Specialist License	31	16%
Middle Childhood Education License (Grades 4-9)	37	19%
Middle Childhood Education Language Arts/Science License (Grades 4-9)	1	1%
Middle Childhood Education Social Studies/Science License (Grades 4-9)	1	1%
Middle Childhood Education Social Studies/Language Arts License (Grades 4-9)	2	1%
Middle Childhood Education Mathematics/Science License (Grades 4-9)	2	1%
Multi-Age License: Art Education	7	4%
Multi-Age License: Foreign Language-Spanish	5	3%
Multi-Age License: Foreign Language-French	1	1%
Multi-Age License: Music Education	12	6%
Multi-Age License: Physical Education	1	1%
Teacher as Leader	1	1%
Technology Enhanced Learning	2	1%
Total Respondents	195	

Employment Facts

School of Education & Allied Professions

Undergrad

What is your employment status at this time?		
	Response Total	Response Percent
Employed as a Teacher	120	83%
Employed outside of Education	5	4%
Employed as a graduate assistant in graduate school	2	2%
Unemployed, not seeking employment	4	2%
Unemployed, seeking employment	4	2%
Service (Peace Corps, Teach for America, Lalanne Program)	3	2%
Employed as a substitute teacher	5	4%
Other	1	1%
Total Respondents	143	



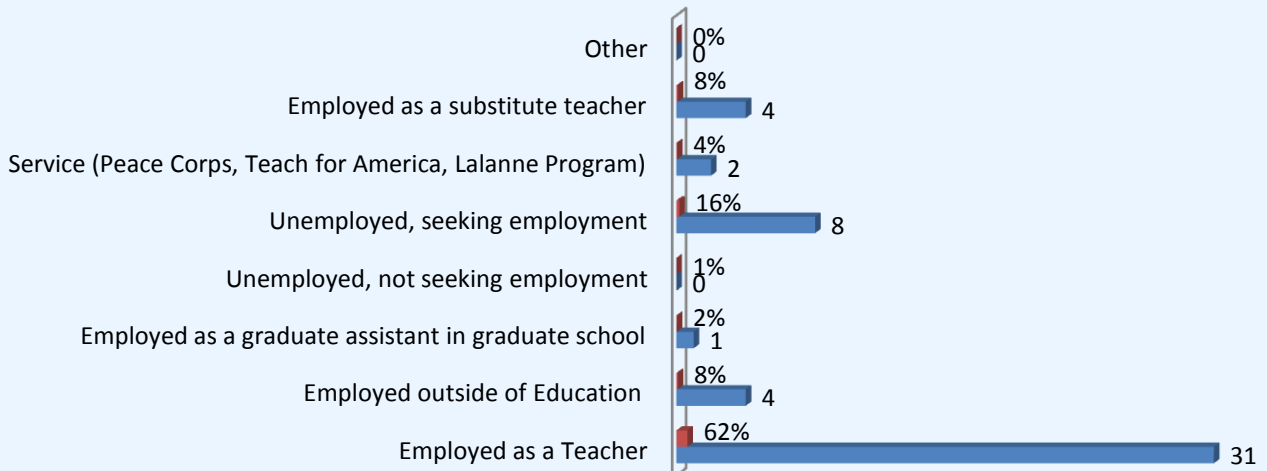
Employment Facts

School of Education & Allied Professions

Graduate

What is your employment status at this time?		
	Response Total	Response Percent
Employed as a Teacher	31	62%
Employed outside of Education	4	8%
Employed as a graduate assistant in graduate school	1	2%
Unemployed, not seeking employment	1	2%
Unemployed, seeking employment	8	16%
Service (Peace Corps, Teach for America, Lalanne Program)	2	4%
Employed as a substitute teacher	4	8%
Other	0	0%
Total Respondents	50	

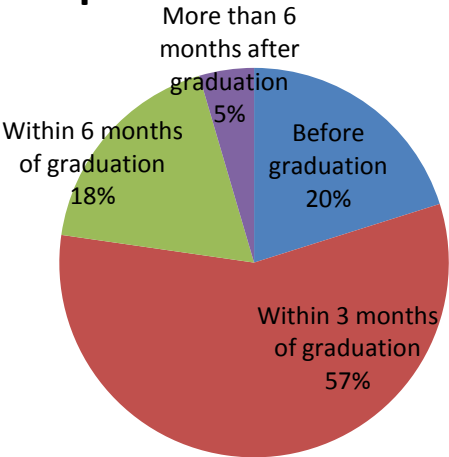
Employment Status



Employment Facts School of Education & Allied Professions

When did you obtain your position?		
	Response Total	Response Percent
Before graduation	31	20%
Within 3 months of graduation	88	57%
Within 6 months of graduation	28	18%
More than 6 months after graduation	7	5%
Total Respondents	154	

When position was Obtained



Employment Facts

School of Education & Allied Professions

What is the most effective method(s) you used to obtain your first post-graduation position? (May choose more than one)		
	Response Total	Response Percent
Contacted Employer directly	28	19%
Company/Employer Websites	26	17%
Family/Personal contacts	42	28%
Other Internet job posting site	25	17%
Internship	1	1%
Student Teaching Experience	60	40%
Previously Worked for Employer	13	9%
Networking	34	23%
Faculty	11	7%
UD Career Fair(s)	8	5%
UD Education Interview Day	28	19%
Other Career Fair	5	3%
Hire a Flyer job postings	5	3%
Company Presentation/Seminar at Career Services	0	0%
On-Campus Interviews	6	4%
Cooperative Education	2	1%
Employment agency (Head Hunter)	3	2%
UD Alumni Career Network	1	1%
Other	4	3%
Total Respondents	150	

***Other methods**

E-mails

Walk-in

UD Transition to Teaching program

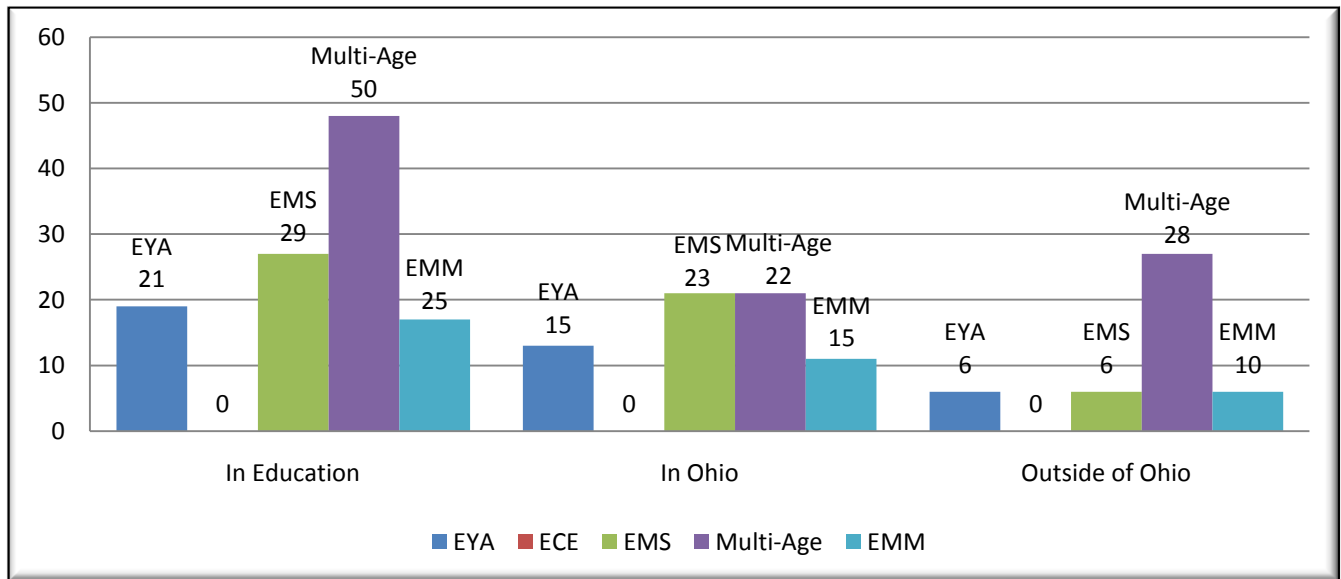
Alma Mater

Employment by State

Initial Teaching License Undergrad

125 Employed in Education				
	In Education	In Ohio	Outside of Ohio	Location not provided
EYA	21	15	6	0
ECE	0	0	0	0
EMS	29	23	6	0
Multi-Age	50	22	28	0
EMM	25	15	10	0
Total	125			

10 Attending Grad School		4 Unemployed	
6 Employed outside of Education			
EYA			4
ECE			3
EMS			6
Multi-Age			5
EMM			2
Total			20

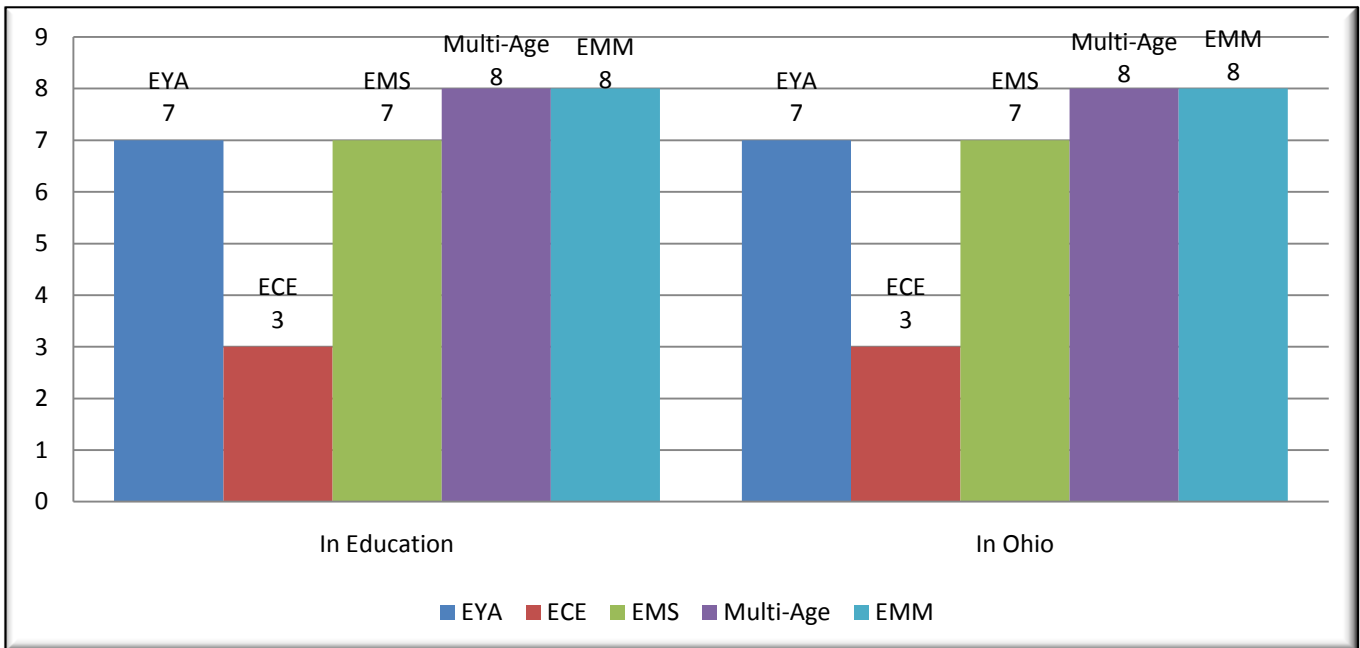


Employment by State

Initial Teaching License Graduate

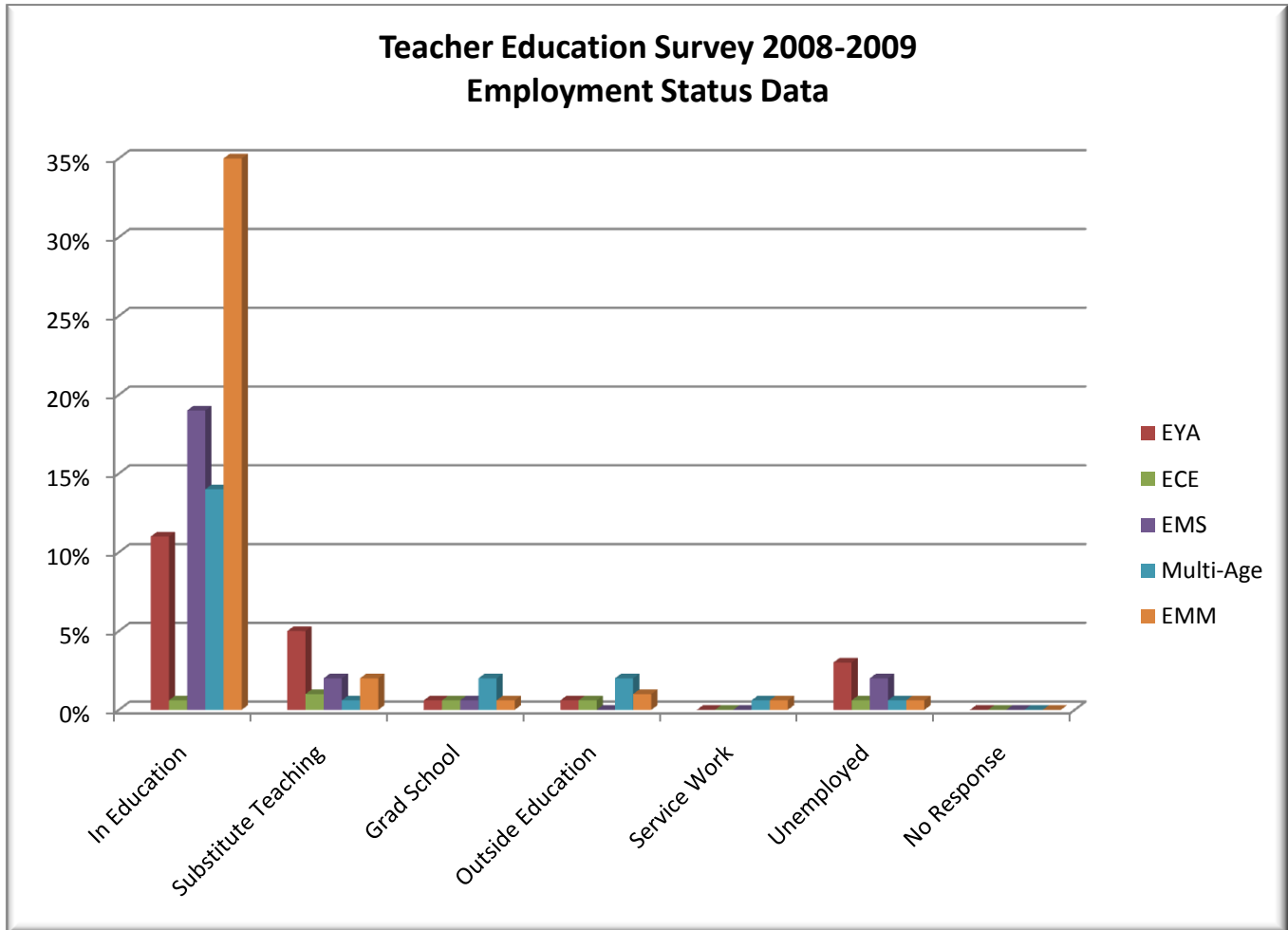
33 Employed in Education				
	In Education	In Ohio	Outside of Ohio	Location not provided
EYA	7	7	0	0
ECE	3	3	0	0
EMS	7	7	0	0
Multi-Age	8	8	0	0
EMM	8	8	0	0
Total	33			

9 Attending Grad School		8 Unemployed	
4 Employed outside of Education			
EYA			7
ECE			1
EMS			5
Multi-Age			5
EMM			3
Total			20



Employment Status	EYA	ECE	EMS	Multi-Age	EMM
In Education	20	1	34	25	61
Substitute Teaching	9	2	4	1	3
Grad School	1	1	1	4	1
Outside Education	1	1	0	4	2
Service Work	0	0	0	1	1
Unemployed	6	1	3	1	1
No Response	0	0	0	0	0
Totals	34	6	40	31	61

Employment Status	EYA	ECE	EMS	Multi-Age	EMM
In Education	11%	0.6%	19%	14%	35%
Substitute Teaching	5%	1%	2%	0.6%	2%
Grad School	0.6%	0.6%	0.6%	2%	0.6%
Outside Education	0.6%	0.6%	0%	2%	1%
Service Work	0%	0%	0%	0.6%	0.6%
Unemployed	3%	0.6%	2%	0.6%	0.6%
No Response	0%	0%	0%	0%	0%
Totals	20%	3%	23%	18%	35%



Graduate School
School of Education & Allied Professions

What is your current graduate school status?		
	Response Total	Response Total
Attending graduate school full-time	8	5%
Attending graduate school part-time	12	7%
Not currently attending graduate school, but plan to apply/attend within one to three years	104	60%
Not currently attending graduate school, but plan to apply/attend after three or more years	17	10%
Not currently attending graduate school with no plans to	7	4%
Completed graduate school	25	15%
Total Respondents	172	

Graduate School Breakdown by Major, School, Program, and Degree

School of Education & Allied Professions - Attending Full Time			
Major	Graduate School	Degree Pursuing	Graduate or Professional Program Pursuing
Adolescent to Young Adult; English	Antioch McGregor University	Master's	Mild/Moderate Special Education
ECE Early Intervention	The University of Colorado at Denver	Ph.D	Mathematics
ECE Early Intervention	California University	Master's	Special Education
Middle Childhood	University of South Carolina	Master's	Speech Language Pathology/Speech Therapy
Multi-Age Program; Art History	University of Dayton	License	Special Education
Religious Studies	University of Dayton	Master's	Pastoral Ministry
Technology Enhanced Learning	Boston College	Master's	C&I Teaching English Language Learners
School of Education & Allied Professions - Attending Part Time			
Major	Graduate School	Degree Pursuing	Graduate or Professional Program Pursuing
Adolescent to Young Adult	University of Dayton	Master's	College Student Personnel
Adolescent to Young Adult; Geology	University of Dayton	Master's	Adolescence to Young Adult Education
ECE Early Intervention	Creighton University	Master's	Educational Leadership
ECE Early Intervention	University of Dayton	Master's	Intervention Specialist
ECE Early Intervention; Spanish	University of Dayton	Master's	Educational Leadership
Foreign Language Education; Spanish	University of Akron	Master's	High School Guidance Counseling
General Education; Middle Childhood; Pastoral Studies	University of Dayton	Ph.D	Special Education
Intervention Specialist	University of Dayton	Master's	Intervention Specialist
Intervention Specialist	National Louis University	Master's	Reading Specialist
Intervention Specialist	University of Dayton	Master's	Music Education
Middle Childhood	University of Dayton	Master's	Education
Middle Childhood	University of Dayton	Master's	Early Childhood Education

Career Services

School of Education & Allied Professions

During your education at UD did you have contact with Career Services? (May choose more than one.)		
	Response Total	Response Percent
No	17	10%
Yes - through class presentation	64	39%
Yes - an appointment with a Career Advisor	56	34%
Yes - through campus organization presentation	18	11%
Yes - through the Career Services website	89	55%
Yes - utilization of Hire a Flyer	59	36%
Yes - faculty referrals	11	7%
Yes - attended career event(s)	89	55%
Yes - other	2	1%
Total Respondents	163	

During your education at UD did you have: (May choose more than one)		
	Response Total	Response Percent
a Co-op Position	0	0%
a Part-time Internship	3	2%
a Full-time Internship	0	0%
a Summer Internship	7	4%
a Service Learning Internship	1	1%
a Student Employment Job	55	33%
a Semester of Service Position	0	0%
a Flyer Enterprises Position	4	2%
a Student Teaching Position	145	86%
a Graduate Assistantship	1	1%
a Non-Career Related position	21	13%
Other	23	14%
Total Respondents	168	

***Jobs while attending UD:**

Full time position: 2
 Full time teaching position
 AmeriCorps Service Member
 Student teaching assistant
 Self-employed part time
 Substitute teacher
 Intensive English program instructor

Waitress
 Baby-sitting

****Contact with Career Services**

E-mails
 E-mails with Career Advisors

