



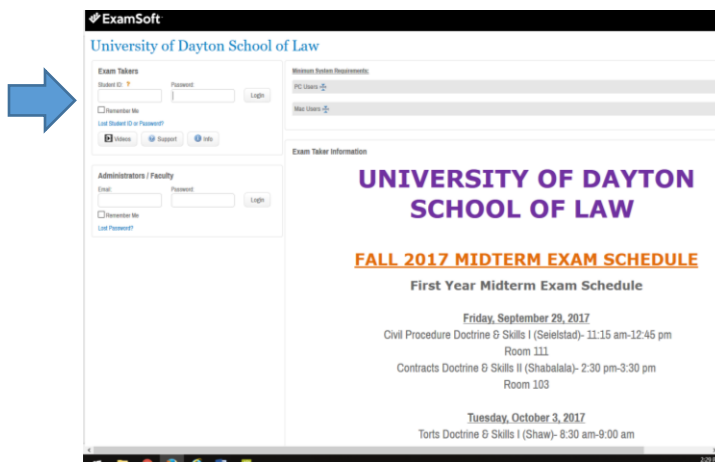
University of Dayton School of Law

School of Law Registrar's Office ▪ 203 Keller Hall ▪ 937-229-4187

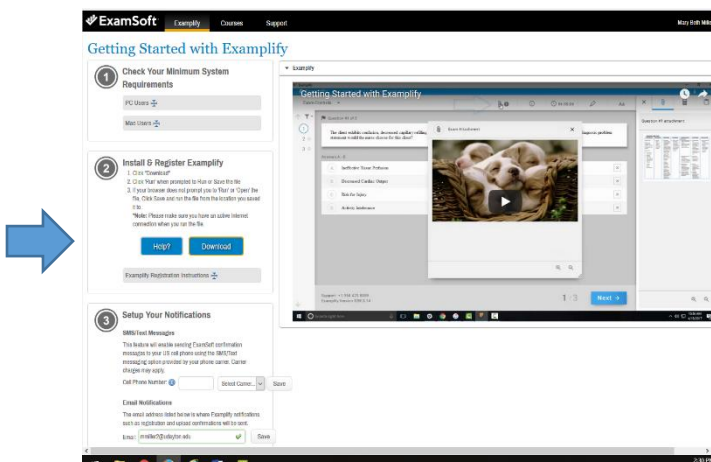
Welcome to ExamSoft!

To install and register your laptop and downloading your exam files:

1. Go to www.examssoft.com/udaytonlaw
2. Log in under 'Exam Takers' using your student ID# and password that was emailed to you.



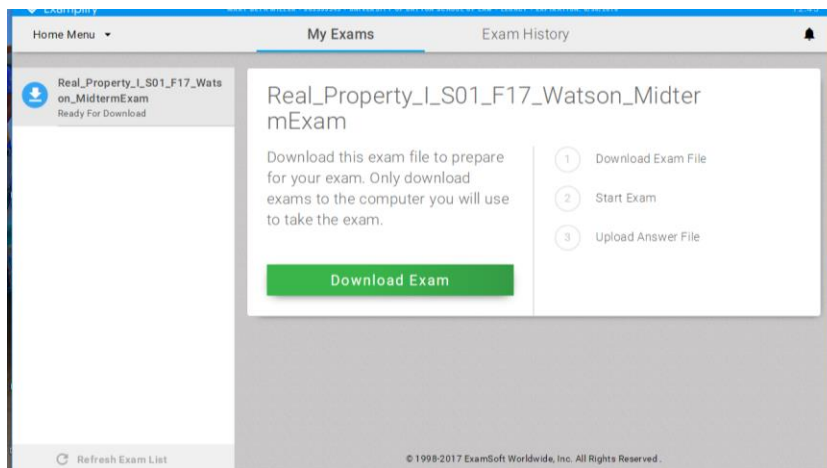
3. Download Exemplify. Save file. Open Exemplify.



Downloading Exams (DO THIS PRIOR TO EXAM DAY)



- Double-click the Examplify icon on the desktop.
- Click Continue button if you get a system requirement notice.
- Read License Agreement and scroll down then click 'I agree'.
- Add new account. Enter an institution ID (udaytonlaw), next.
- Account details. Enter your User ID and password emailed to you. Sign in.
- Your exams will populate.



You now have your exams downloaded and ready for exam day.

ExamSoft and the University of Dayton School of Law assume no responsibility for interruptions whether isolated or widespread. You assume all risk of using a computer to take your exam. If there are any issues, you must complete your exam in bluebooks.