

APPENDIX B:

Supplemental Tables and Charts

Students by School: Charts & Tables 1-5	pp. 2-6
Faculty/Staff by School or Division: Charts & Tables 1-5	pp. 7-12
Students by Gender Cross-tabulations	pp. 13-20
Students by Year in School Cross-tabulations	pp. 21-32
Students by School by Gender Cross-tabulations	pp. 33-40
Staff/Admin by Gender Cross-tabulations	pp. 41-47
Staff/Admin by Years of Service Cross-tabulations	pp. 48-54
Faculty by Gender Cross-tabulations	pp. 55-61
Faculty by Years of Service Cross-tabulations	pp. 62-68

CHARTS 1-5 and TABLES 1-5, STUDENTS BY SCHOOL

Chart 1Stu: Understanding of the University of Dayton’s Catholic and Marianist Philosophy of Education by School

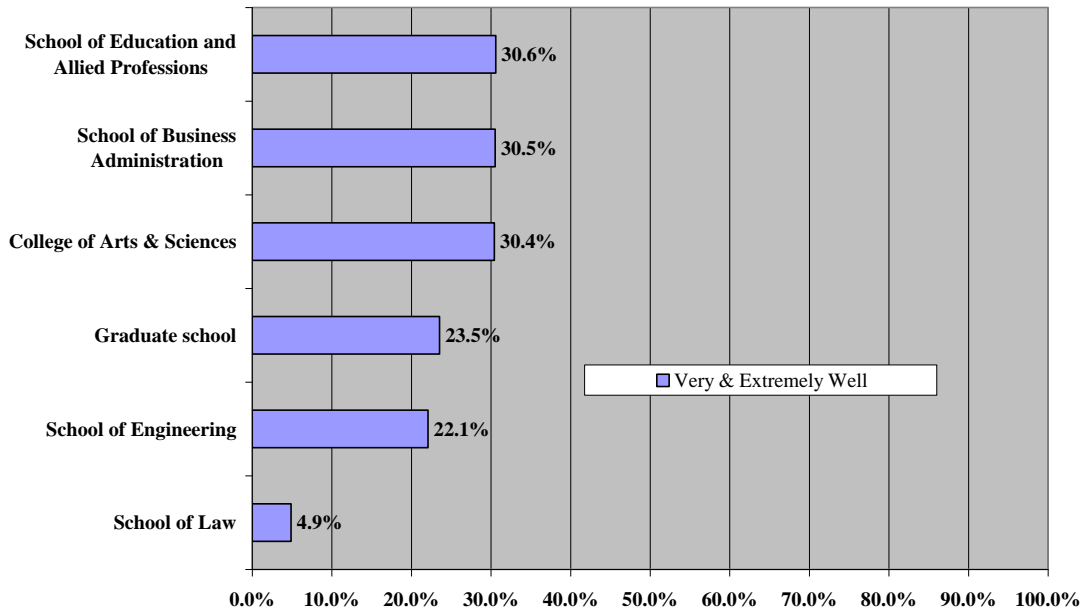


Table 1Stu. Initial Self Assessment: Understanding of the University of Dayton’s Catholic and Marianist Philosophy of Education

	College of Arts & Sciences	Business Administration	Education and Allied	School of Engineering	School of Law	Graduate school
Very & Extremely Well	30.4%	30.5%	30.6%	22.1%	4.9%	23.5%
Extremely well	5.0%	3.8%	4.6%	1.8%	0.0%	5.9%
Very well	25.5%	26.7%	26.0%	20.2%	4.9%	17.6%
Somewhat well	40.1%	42.0%	44.4%	42.3%	14.6%	17.6%
Slightly well	19.9%	22.1%	15.3%	22.7%	24.4%	35.3%
Not at all	9.6%	5.3%	9.7%	12.9%	56.1%	23.5%
Total	100.0%	100.0%	100.0%	100.0%	100.0%	100.0%
Mean *	3.0	3.0	3.0	2.8	1.7	2.5
Sample Size	322	131	196	163	41	34

* Based on 5 point scale where 1 is "I do not understand it at all" and 5 is "I understand it extremely well"

CHARTS 1-5 and TABLES 1-5, STUDENTS BY SCHOOL

Chart 2Stu: Understanding UD's Catholic & Marianist Philosophy of Education as Enunciated in Short Description

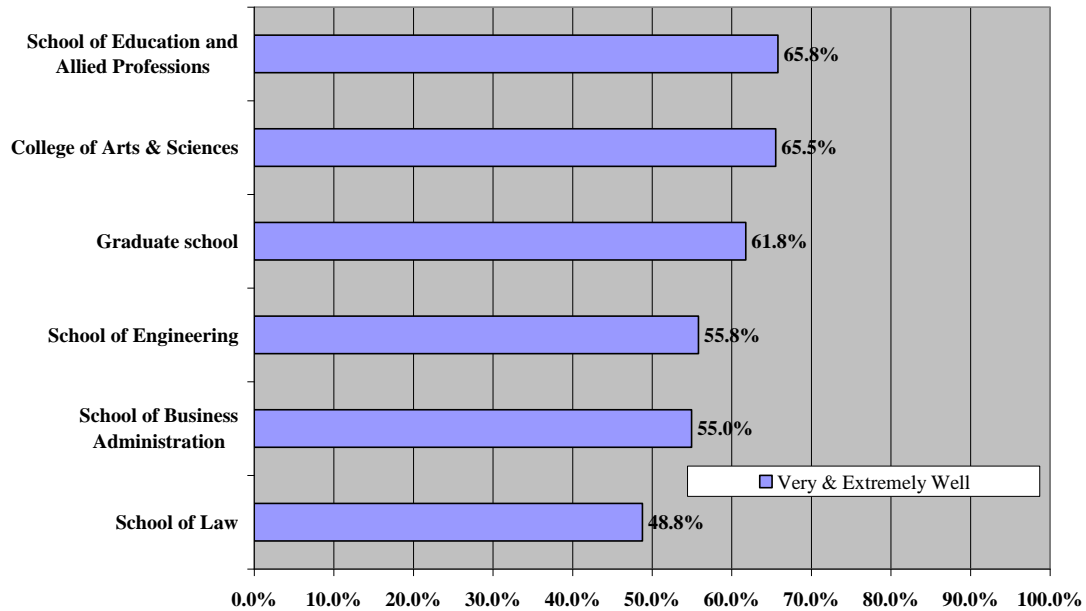


Table 2Stu. Overall understanding of the Catholic and Marianist Philosophy of Education for the University of Dayton (as enunciated in a paragraph given to respondents)

	College of Arts & Sciences	Business Administration	Education and Allied	School of Engineering	School of Law	Graduate school
Very & Extremely Well	65.5%	55.0%	65.8%	55.8%	48.8%	61.8%
Extremely well	12.1%	8.4%	12.8%	12.3%	17.1%	11.8%
Very well	53.4%	46.6%	53.1%	43.6%	31.7%	50.0%
Somewhat well	28.9%	38.2%	31.1%	36.8%	34.1%	29.4%
Slightly well	4.3%	6.9%	3.1%	6.1%	12.2%	8.8%
Not at all	1.2%	0.0%	0.0%	1.2%	4.9%	0.0%
Total	100.0%	100.0%	100.0%	100.0%	100.0%	100.0%
Mean *	3.7	3.6	3.8	3.6	3.4	3.6
Sample Size	322	131	196	163	41	34

* Based on 5 point scale where 1 is "I do not understand it at all" and 5 is "I understand it extremely well"

CHARTS 1-5 and TABLES 1-5, STUDENTS BY SCHOOL

Chart 3Stu: How well does the University of Dayton reflects overall its Catholic and Marianist Philosophy of Education?

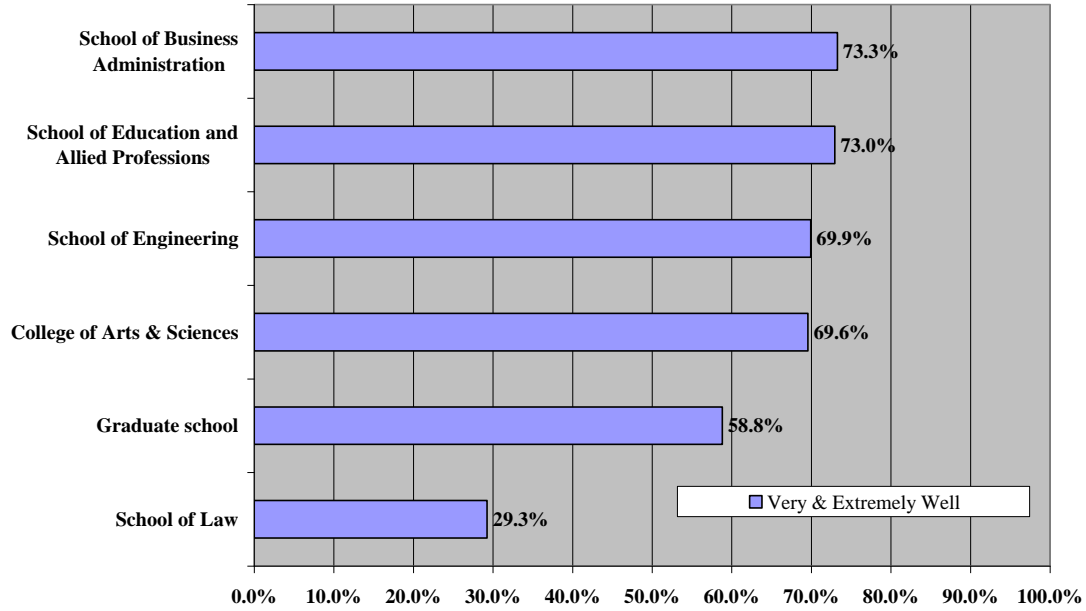


Table 3Stu. How well does the University of Dayton reflects overall its Catholic and Marianist Philosophy of Education?

	College of Arts & Sciences	Business Administration	Education and Allied	School of Engineering	School of Law	Graduate school
Very & Extremely Well	69.6%	73.3%	73.0%	69.9%	29.3%	58.8%
Extremely well	14.3%	8.4%	10.2%	8.6%	4.9%	8.8%
Very well	55.3%	64.9%	62.8%	61.3%	24.4%	50.0%
Somewhat well	23.6%	22.1%	23.0%	23.3%	51.2%	32.4%
Slightly well	5.9%	3.1%	3.1%	3.1%	17.1%	8.8%
Not at all	0.9%	1.5%	1.0%	3.7%	2.4%	0.0%
Total	100.0%	100.0%	100.0%	100.0%	100.0%	100.0%
Mean *	3.8	3.8	3.8	3.7	3.1	3.6
Sample Size	322	131	196	163	41	34

* Based on 5 point scale where 1 is "I do not understand it at all" and 5 is "I understand it extremely well"

CHARTS 1-5 and TABLES 1-5, STUDENTS BY SCHOOL

Chart 4Stu: How well does the University of Dayton implement on campus its Catholic and Marianist Philosophy of Education (compared to Reflects Overall)?
(Percent Indicating Very or Extremely Well)

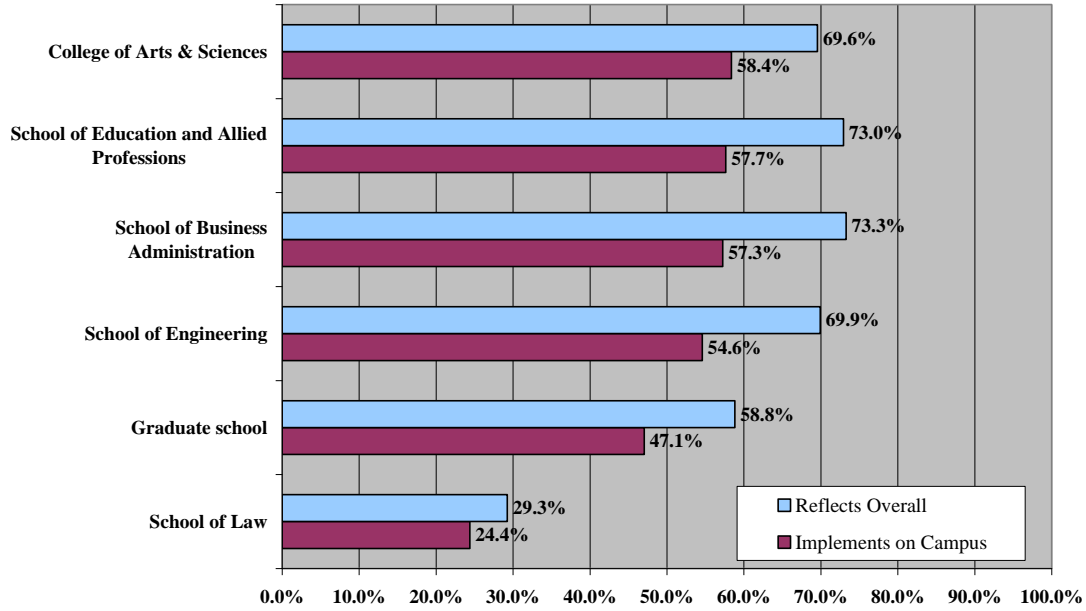


Table 4Stu. How well does the University of Dayton implements on campus its Catholic and Marianist Philosophy of Education?

	College of Arts & Sciences	School of Business Administration	Education and Allied Professions	School of Engineering	School of Law	Graduate school
Very & Extremely Well	58.4%	57.3%	57.7%	54.6%	24.4%	47.1%
Extremely well	12.1%	7.6%	10.2%	6.7%	4.9%	0.0%
Very well	46.3%	49.6%	47.4%	47.9%	19.5%	47.1%
Somewhat well	30.7%	34.4%	35.7%	35.0%	51.2%	44.1%
Slightly well	9.3%	6.1%	6.6%	7.4%	19.5%	8.8%
Not at all	1.6%	2.3%	0.0%	3.1%	4.9%	0.0%
Total	100.0%	100.0%	100.0%	100.0%	100.0%	100.0%
Mean *	3.6	3.5	3.6	3.5	3.0	3.4
Sample Size	322	131	196	163	41	34

* Based on 5 point scale where 1 is "I do not understand it at all" and 5 is "I understand it extremely well"

CHARTS 1-5 and TABLES 1-5, STUDENTS BY SCHOOL

Chart 5Stu: How well does the University of Dayton implement in the wider Dayton Community its Catholic and Marianist Philosophy of Education? (compared to Reflects Overall)
(Percent Indicating Very or Extremely Well)

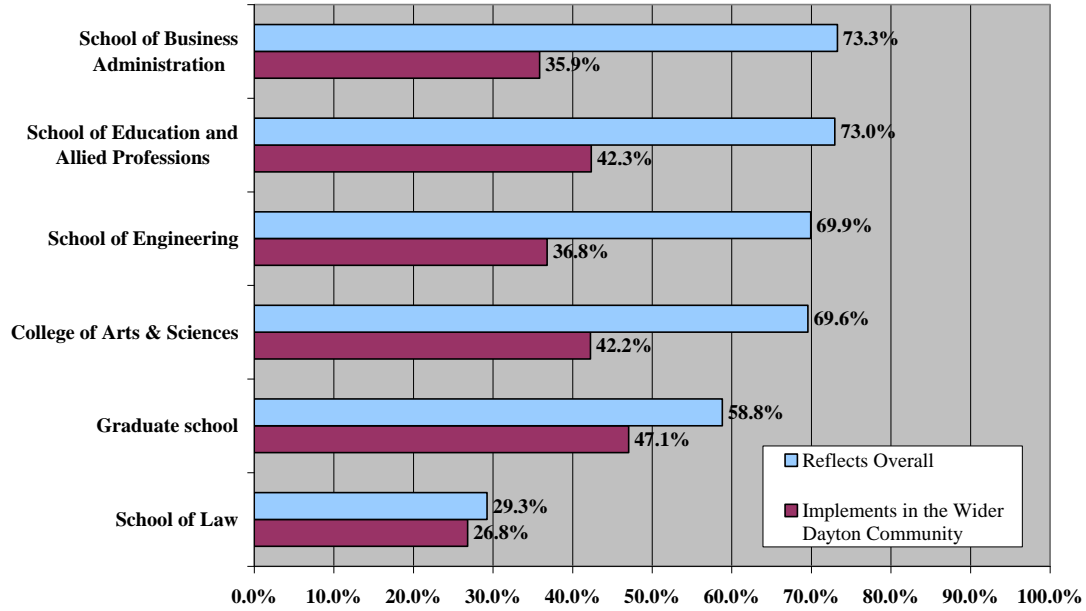


Table 5Stu. How well does the University of Dayton implements in the wider Dayton community its Catholic and Marianist Philosophy of Education?

	College of Arts & Sciences	School of Business Administration	Education and Allied Professions	School of Engineering	School of Law	Graduate school
Very & Extremely Well	42.2%	35.9%	42.3%	36.8%	26.8%	47.1%
Extremely well	8.7%	7.6%	9.7%	7.4%	2.4%	8.8%
Very well	33.5%	28.2%	32.7%	29.4%	24.4%	38.2%
Somewhat well	41.6%	46.6%	41.8%	39.9%	48.8%	32.4%
Slightly well	12.4%	16.0%	14.3%	16.6%	7.3%	11.8%
Not at all	3.7%	1.5%	1.5%	6.7%	17.1%	8.8%
Total	100.0%	100.0%	100.0%	100.0%	100.0%	100.0%
Mean *	3.3	3.2	3.3	3.1	2.9	3.3
Sample Size	322	131	196	163	41	34

* Based on 5 point scale where 1 is "I do not understand it at all" and 5 is "I understand it extremely well"

CHARTS 1-5 and TABLES 1-5 for Faculty/Staff by School or Division

NOTE: FOR THE FACULTY/STAFF TABLES, TABLES 1-5 as a group follow after Charts 1-5 as a group

Chart 1 Fac/Staff/Admin: Initial Self Assessment of Understanding UD's Catholic & Marianist Philosophy of Education

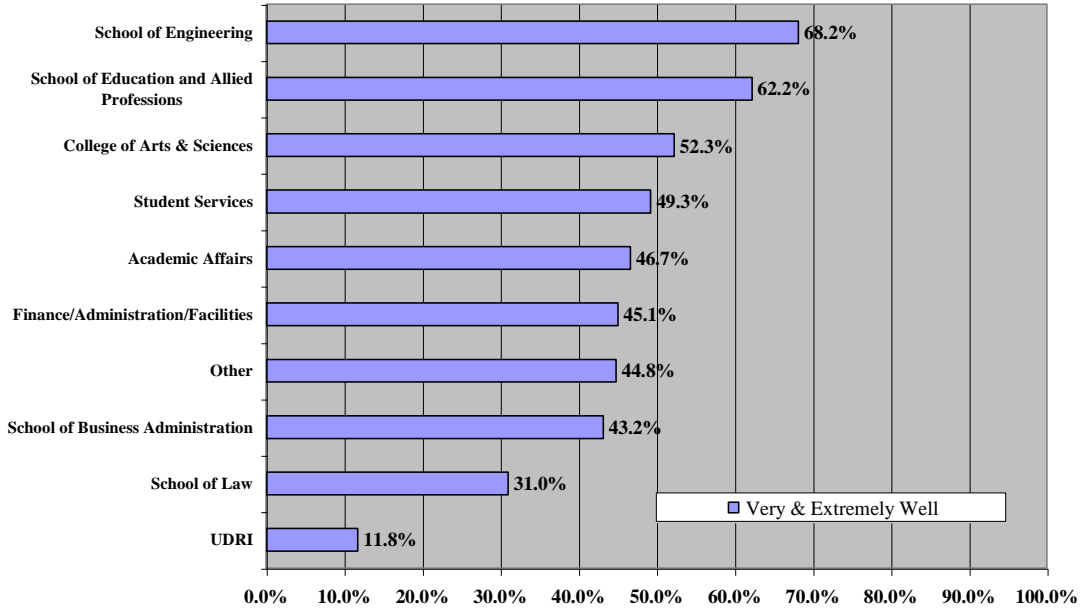
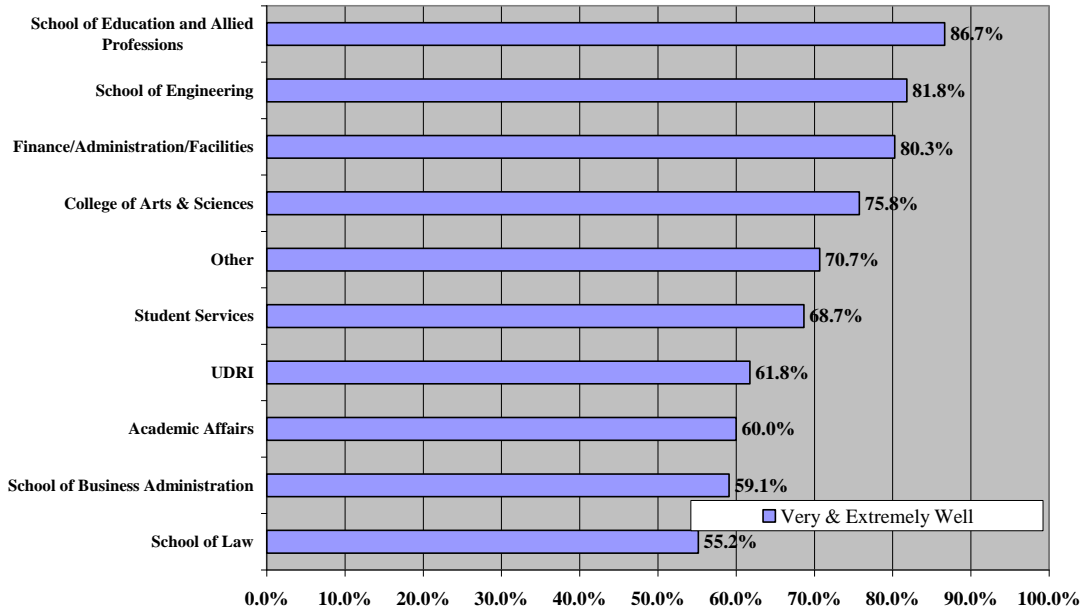


Chart 2 Fac/Staff/Admin: Understanding UD's Catholic & Marianist Philosophy of Education as Enunciated in Short Description



CHARTS 1-5 and TABLES 1-5 for Faculty/Staff by School or Division

Chart 3 Fac/Staff/Admin: How well does the University of Dayton reflect overall its Catholic and Marianist Philosophy of Education?

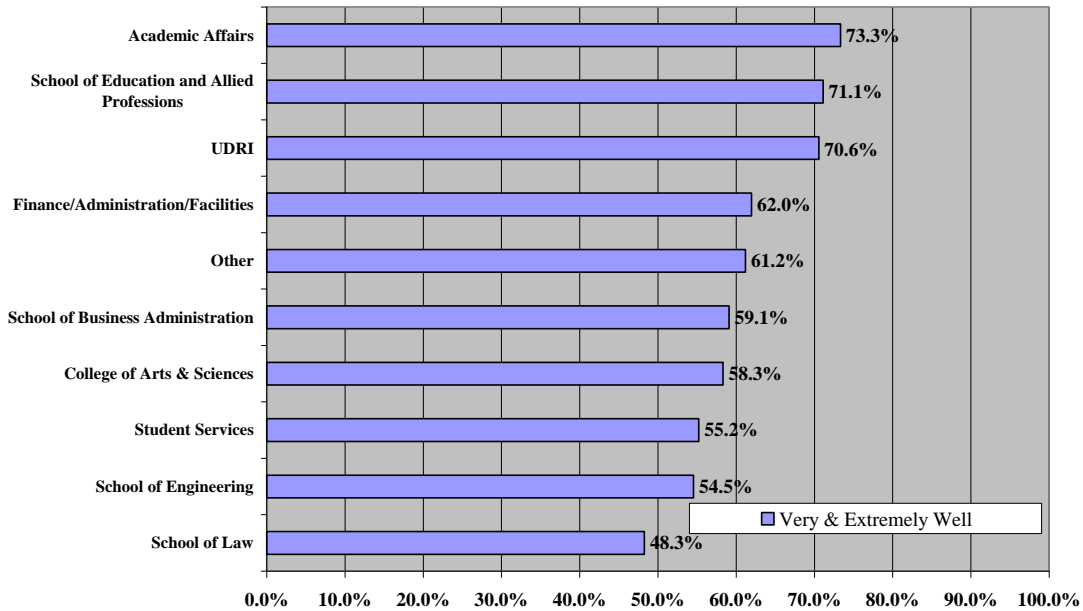
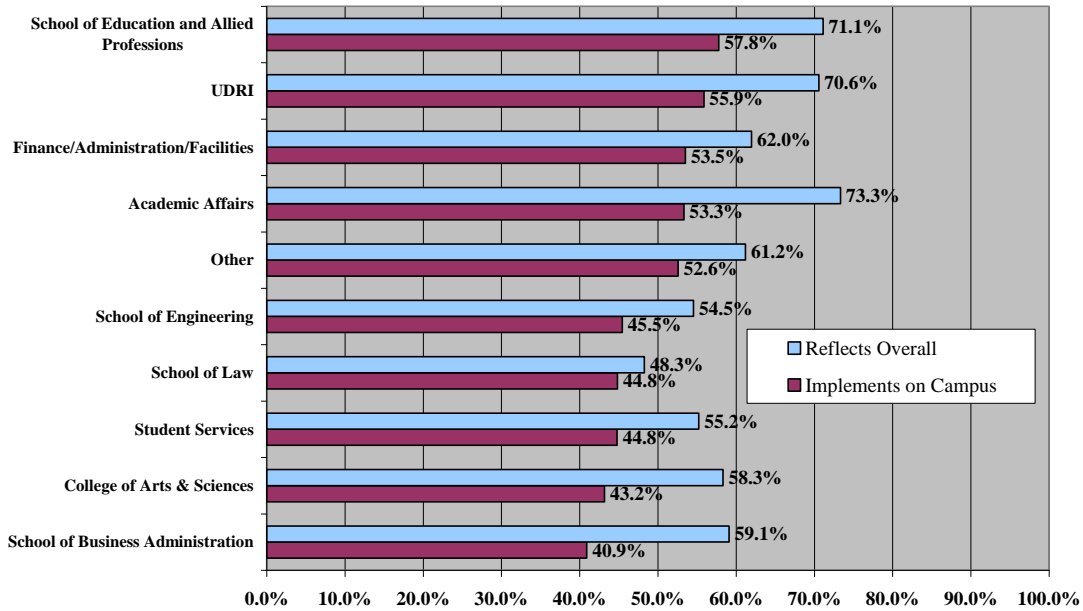
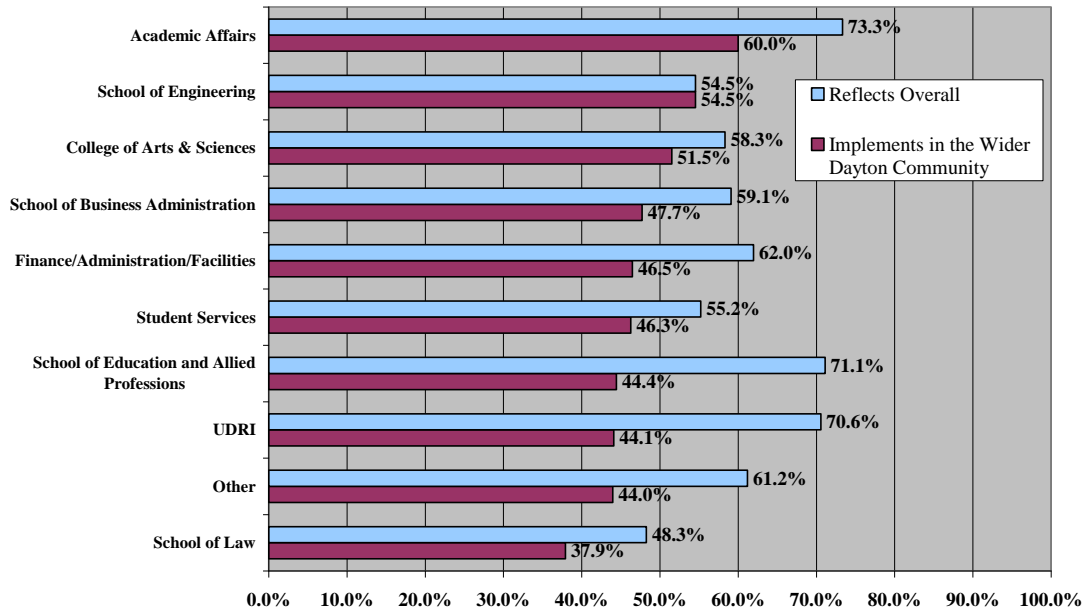


Chart 4 Fac/Staff/Admin: How well does the University of Dayton implement on campus its Catholic and Marianist Philosophy of Education (compared to Reflects Overall)? (Percent Indicating Very or Extremely Well)



CHARTS 1-5 and TABLES 1-5 for Faculty/Staff by School or Division

Chart 5 Fac/Staff/Admin: How well does the University of Dayton implement in the wider Dayton Community its Catholic and Marianist Philosophy of Education? (compared to Reflects Overall)
(Percent Indicating Very or Extremely Well)



CHARTS 1-5 and TABLES 1-5 for Faculty/Staff by School or Division

Table 1 Fac/Staff/Admin. Initial Self Assessment: Understanding of the University of Dayton's Catholic and Marianist Philosophy of Education

	College of Arts & Sciences	School of Business Administration	School of Education and Allied Professions	School of Engineering	School of Law	Finance/Administration /Facilities	Academic Affairs	Student Services	UDRI	Other
Very & Extremely Well	52.3%	43.2%	62.2%	68.2%	31.0%	45.1%	46.7%	49.3%	11.8%	44.8%
Extremely well	16.7%	9.1%	8.9%	9.1%	3.4%	9.9%	6.7%	13.4%	2.9%	12.9%
Very well	35.6%	34.1%	53.3%	59.1%	27.6%	35.2%	40.0%	35.8%	8.8%	31.9%
Somewhat well	35.6%	40.9%	31.1%	13.6%	41.4%	42.3%	46.7%	35.8%	52.9%	36.2%
Slightly well	8.3%	11.4%	6.7%	13.6%	13.8%	5.6%	6.7%	9.0%	29.4%	14.7%
Not at all	3.8%	4.5%	0.0%	4.5%	13.8%	7.0%	0.0%	6.0%	5.9%	4.3%
Total	100.0%	100.0%	100.0%	100.0%	100.0%	100.0%	100.0%	100.0%	100.0%	100.0%
Mean *	3.5	3.3	3.6	3.5	2.9	3.4	3.5	3.4	2.7	3.3
Sample Size	132	44	45	22	29	71	15	67	34	116

* Based on 5 point scale where 1 is "I do not understand it at all" and 5 is "I understand it extremely well"

Table 2 Fac/Staff/Admin. Overall understanding of the Catholic and Marianist Philosophy of Education for the University of Dayton (as enunciated in a paragraph given to respondents)

	College of Arts & Sciences	School of Business Administration	School of Education and Allied Professions	School of Engineering	School of Law	Finance/Administration /Facilities	Academic Affairs	Student Services	UDRI	Other
Very & Extremely Well	75.8%	59.1%	86.7%	81.8%	55.2%	80.3%	60.0%	68.7%	61.8%	70.7%
Extremely well	22.7%	9.1%	8.9%	18.2%	6.9%	11.3%	13.3%	16.4%	2.9%	18.1%
Very well	53.0%	50.0%	77.8%	63.6%	48.3%	69.0%	46.7%	52.2%	58.8%	52.6%
Somewhat well	21.2%	34.1%	13.3%	13.6%	34.5%	14.1%	40.0%	28.4%	29.4%	22.4%
Slightly well	2.3%	6.8%	0.0%	0.0%	6.9%	4.2%	0.0%	1.5%	8.8%	4.3%
Not at all	0.8%	0.0%	0.0%	4.5%	3.4%	1.4%	0.0%	1.5%	0.0%	2.6%
Total	100.0%	100.0%	100.0%	100.0%	100.0%	100.0%	100.0%	100.0%	100.0%	100.0%
Mean *	3.9	3.6	4.0	3.9	3.5	3.8	3.7	3.8	3.6	3.8
Sample Size	132	44	45	22	29	71	15	67	34	116

* Based on 5 point scale where 1 is "I do not understand it at all" and 5 is "I understand it extremely well"

CHARTS 1-5 and TABLES 1-5 for Faculty/Staff by School or Division

Table 3Fac/Staff/Admin. How well does the University of Dayton reflects overall its Catholic and Marianist Philosophy of Education?

	College of Arts & Sciences	School of Business Administration	School of Education and Allied Professions	School of Engineering	School of Law	Finance/Administration /Facilities	Academic Affairs	Student Services	UDRI	Other
Very & Extremely Well	58.3%	59.1%	71.1%	54.5%	48.3%	62.0%	73.3%	55.2%	70.6%	61.2%
Extremely well	6.8%	4.5%	6.7%	4.5%	6.9%	7.0%	0.0%	4.5%	2.9%	8.6%
Very well	51.5%	54.5%	64.4%	50.0%	41.4%	54.9%	73.3%	50.7%	67.6%	52.6%
Somewhat well	29.5%	36.4%	26.7%	40.9%	31.0%	29.6%	20.0%	38.8%	14.7%	32.8%
Slightly well	9.8%	4.5%	0.0%	4.5%	17.2%	7.0%	6.7%	4.5%	11.8%	1.7%
Not at all	2.3%	0.0%	2.2%	0.0%	3.4%	1.4%	0.0%	1.5%	2.9%	4.3%
Total	100.0%	100.0%	100.0%	100.0%	100.0%	100.0%	100.0%	100.0%	100.0%	100.0%
Mean *	3.5	3.6	3.7	3.5	3.3	3.6	3.7	3.5	3.6	3.6
Sample Size	132	44	45	22	29	71	15	67	34	116

* Based on 5 point scale where 1 is "I do not understand it at all" and 5 is "I understand it extremely well"

Table 4Fac/Staff/Admin. How well does the University of Dayton implements on campus its Catholic and Marianist Philosophy of Education?

	College of Arts & Sciences	School of Business Administration	School of Education and Allied Professions	School of Engineering	School of Law	Finance/Administration /Facilities	Academic Affairs	Student Services	UDRI	Other
Very & Extremely Well	43.2%	40.9%	57.8%	45.5%	44.8%	53.5%	53.3%	44.8%	55.9%	52.6%
Extremely well	4.5%	2.3%	8.9%	4.5%	3.4%	5.6%	6.7%	9.0%	2.9%	8.6%
Very well	38.6%	38.6%	48.9%	40.9%	41.4%	47.9%	46.7%	35.8%	52.9%	44.0%
Somewhat well	40.2%	54.5%	35.6%	40.9%	27.6%	32.4%	33.3%	47.8%	32.4%	37.1%
Slightly well	15.9%	4.5%	6.7%	13.6%	27.6%	12.7%	6.7%	6.0%	11.8%	6.0%
Not at all	0.8%	0.0%	0.0%	0.0%	0.0%	1.4%	6.7%	1.5%	0.0%	4.3%
Total	100.0%	100.0%	100.0%	100.0%	100.0%	100.0%	100.0%	100.0%	100.0%	100.0%
Mean *	3.3	3.6	3.7	3.5	3.3	3.6	3.7	3.5	3.6	3.6
Sample Size	132	44	45	22	29	71	15	67	34	116

* Based on 5 point scale where 1 is "I do not understand it at all" and 5 is "I understand it extremely well"

CHARTS 1-5 and TABLES 1-5 for Faculty/Staff by School or Division

Table 5 Fac/Staff/Admin. How well does the University of Dayton implements in the wider Dayton community its Catholic and Marianist Philosophy of Education?

	College of Arts & Sciences	School of Business Administration	School of Education and Allied Professions	School of Engineering	School of Law	School of Finance/Administration /Facilities	Academic Affairs	Student Services	UDRI	Other
Very & Extremely Well	51.5%	47.7%	44.4%	54.5%	37.9%	46.5%	60.0%	46.3%	44.1%	44.0%
Extremely well	6.8%	4.5%	8.9%	9.1%	0.0%	4.2%	0.0%	11.9%	8.8%	6.9%
Very well	44.7%	43.2%	35.6%	45.5%	37.9%	42.3%	60.0%	34.3%	35.3%	37.1%
Somewhat well	31.1%	43.2%	42.2%	40.9%	31.0%	45.1%	26.7%	32.8%	38.2%	41.4%
Slightly well	13.6%	4.5%	8.9%	4.5%	27.6%	5.6%	6.7%	16.4%	17.6%	7.8%
Not at all	3.8%	4.5%	4.4%	0.0%	3.4%	2.8%	6.7%	4.5%	0.0%	6.9%
Total	100.0%	100.0%	100.0%	100.0%	100.0%	100.0%	100.0%	100.0%	100.0%	100.0%
Mean *	3.4	3.4	3.4	3.6	3.0	3.4	3.4	3.3	3.4	3.3
Sample Size	132	44	45	22	29	71	15	67	34	116

* Based on 5 point scale where 1 is "I do not understand it at all" and 5 is "I understand it extremely well"

CROSSTABULATIONS OF STUDENTS BY GENDER

Question 2. How would you rate your overall understanding of the University of Dayton's Catholic and Marianist Philosophy of Education? (Students by Gender)

		Male	Female	Total
I understand it extremely well	Col %	4.2%	3.8%	3.9%
I understand it very well	Col %	23.2%	23.8%	23.6%
I understand it somewhat well	Col %	38.6%	40.3%	39.7%
I understand it slightly well	Col %	21.9%	19.8%	20.5%
I do not understand it at all	Col %	12.2%	12.3%	12.3%
Total	Col %	100.0%	100.0%	100.0%
	Sample Size	311	576	887

Question 4. How would you rate your overall understanding of the Catholic and Marianist Philosophy of Education for the University of Dayton as enunciated in the paragraph above? (Students by Gender)

		Male	Female	Total
I understand it extremely well	Col %	11.9%	12.0%	12.0%
I understand it very well	Col %	48.6%	49.8%	49.4%
I understand it somewhat well	Col %	32.5%	32.5%	32.5%
I understand it slightly well	Col %	6.1%	4.9%	5.3%
I do not understand it at all	Col %	1.0%	.9%	.9%
Total	Col %	100.0%	100.0%	100.0%
	Sample Size	311	576	887

Question 5. Based on this description, how well do you think the University of Dayton reflects overall its Catholic and Marianist Philosophy of Education? (Students by Gender)

		Male	Female	Total
Extremely well	Col %	10.3%	11.1%	10.8%
Very well	Col %	55.0%	59.4%	57.8%
Somewhat well	Col %	27.3%	23.4%	24.8%
Slightly well	Col %	4.8%	5.0%	5.0%
Not at all well	Col %	2.6%	1.0%	1.6%
Total	Col %	100.0%	100.0%	100.0%
	Sample Size	311	576	887

CROSSTABULATIONS OF STUDENTS BY GENDER

Question 6. How well do you think the University of Dayton implements on campus its Catholic and Marianist Philosophy of Education? (Students by Gender)

		Male	Female	Total
Extremely well	Col %	8.0%	9.9%	9.2%
Very well	Col %	44.4%	47.0%	46.1%
Somewhat well	Col %	36.3%	33.7%	34.6%
Slightly well	Col %	8.7%	8.2%	8.3%
Not at all well	Col %	2.6%	1.2%	1.7%
Total	Col %	100.0%	100.0%	100.0%
	Sample Size	311	576	887

Question 7. How well do you think the University of Dayton implements in the wider Dayton community its Catholic and Marianist Philosophy of Education? (Students by Gender)

		Male	Female	Total
Extremely well	Col %	8.0%	8.3%	8.2%
Very well	Col %	28.3%	33.3%	31.6%
Somewhat well	Col %	42.8%	41.7%	42.1%
Slightly well	Col %	14.1%	13.7%	13.9%
Not at all well	Col %	6.8%	3.0%	4.3%
Total	Col %	100.0%	100.0%	100.0%
	Sample Size	311	576	887

Question 8a. How important do you think the following tenets are to the University of Dayton's Catholic and Marianist Philosophy of Education? Provides an education for formation in faith. (Students by Gender)

		Male	Female	Total
Extremely important	Col %	27.3%	33.5%	31.3%
Very important	Col %	39.2%	39.6%	39.5%
Somewhat important	Col %	24.1%	19.3%	21.0%
Slightly important	Col %	6.4%	5.0%	5.5%
Not at all important	Col %	2.9%	2.6%	2.7%
Total	Col %	100.0%	100.0%	100.0%
	Sample Size	311	576	887

CROSSTABULATIONS OF STUDENTS BY GENDER

Question 8b. How important do you think the following tenets are to the University of Dayton's Catholic and Marianist Philosophy of Education? Provides an integral quality education. (Students by Gender)

		Male	Female	Total
Extremely important	Col %	60.1%	63.2%	62.1%
Very important	Col %	33.4%	31.1%	31.9%
Somewhat important	Col %	4.8%	4.9%	4.8%
Slightly important	Col %	1.3%	.5%	.8%
Not at all important	Col %	.3%	.3%	.3%
Total	Col %	100.0%	100.0%	100.0%
	Sample Size	311	576	887

Question 8c. How important do you think the following tenets are to the University of Dayton's Catholic and Marianist Philosophy of Education? Educates in family spirit which builds community for growth and learning. (Students by Gender)

		Male	Female	Total
Extremely important	Col %	38.6%	48.4%	45.0%
Very important	Col %	42.8%	37.8%	39.6%
Somewhat important	Col %	16.4%	11.3%	13.1%
Slightly important	Col %	1.6%	2.1%	1.9%
Not at all important	Col %	.6%	.3%	.5%
Total	Col %	100.0%	100.0%	100.0%
	Sample Size	311	576	887

Question 8d. How important do you think the following tenets are to the University of Dayton's Catholic and Marianist Philosophy of Education? Educates for service, justice and peace. (Students by Gender)

		Male	Female	Total
Extremely important	Col %	32.8%	53.0%	45.9%
Very important	Col %	47.9%	37.3%	41.0%
Somewhat important	Col %	17.0%	8.5%	11.5%
Slightly important	Col %	1.6%	1.2%	1.4%
Not at all important	Col %	.6%	.0%	.2%
Total	Col %	100.0%	100.0%	100.0%
	Sample Size	311	576	887

CROSSTABULATIONS OF STUDENTS BY GENDER

Question 8e. How important do you think the following tenets are to the University of Dayton's Catholic and Marianist Philosophy of Education? Educates for adoption and change. (Students by Gender)

		Male	Female	Total
Extremely important	Col %	33.4%	42.5%	39.3%
Very important	Col %	43.1%	40.1%	41.1%
Somewhat important	Col %	19.3%	14.8%	16.3%
Slightly important	Col %	3.2%	2.3%	2.6%
Not at all important	Col %	1.0%	.3%	.6%
Total	Col %	100.0%	100.0%	100.0%
	Sample Size	311	576	887

Question 9a. How well do you think the University of Dayton's Catholic and Marianist Philosophy of Education realizes these characteristics? Provides an education for formation in faith. (Students by Gender)

		Male	Female	Total
Delivers extremely well	Col %	13.5%	20.8%	18.3%
Delivers very well	Col %	46.0%	46.5%	46.3%
Delivers somewhat well	Col %	28.0%	22.9%	24.7%
Delivers slightly well	Col %	10.9%	7.8%	8.9%
Delivers not at all	Col %	1.6%	1.9%	1.8%
Total	Col %	100.0%	100.0%	100.0%
	Sample Size	311	576	887

Question 9b. How well do you think the University of Dayton's Catholic and Marianist Philosophy of Education realizes these characteristics? Provides an integral quality education. (Students by Gender)

		Male	Female	Total
Delivers extremely well	Col %	34.7%	33.9%	34.2%
Delivers very well	Col %	46.3%	51.7%	49.8%
Delivers somewhat well	Col %	16.7%	11.8%	13.5%
Delivers slightly well	Col %	1.6%	1.7%	1.7%
Delivers not at all	Col %	.6%	.9%	.8%
Total	Col %	100.0%	100.0%	100.0%
	Sample Size	311	576	887

CROSSTABULATIONS OF STUDENTS BY GENDER

Question 9c. How well do you think the University of Dayton's Catholic and Marianist Philosophy of Education realizes these characteristics? Educates in family spirit which builds community for growth and learning. (Students by Gender)

		Male	Female	Total
Delivers extremely well	Col %	29.9%	35.9%	33.8%
Delivers very well	Col %	40.2%	45.3%	43.5%
Delivers somewhat well	Col %	21.9%	13.5%	16.5%
Delivers slightly well	Col %	6.1%	3.5%	4.4%
Delivers not at all	Col %	1.9%	1.7%	1.8%
Total	Col %	100.0%	100.0%	100.0%
	Sample Size	311	576	887

Question 9d. How well do you think the University of Dayton's Catholic and Marianist Philosophy of Education realizes these characteristics? Educates for service, justice and peace. (Students by Gender)

		Male	Female	Total
Delivers extremely well	Col %	20.6%	33.0%	28.6%
Delivers very well	Col %	42.1%	46.5%	45.0%
Delivers somewhat well	Col %	29.3%	16.5%	21.0%
Delivers slightly well	Col %	6.4%	3.3%	4.4%
Delivers not at all	Col %	1.6%	.7%	1.0%
Total	Col %	100.0%	100.0%	100.0%
	Sample Size	311	576	887

Question 9e. How well do you think the University of Dayton's Catholic and Marianist Philosophy of Education realizes these characteristics? Educates for adoption and change. (Students by Gender)

		Male	Female	Total
Delivers extremely well	Col %	15.4%	19.6%	18.2%
Delivers very well	Col %	42.1%	45.8%	44.5%
Delivers somewhat well	Col %	30.9%	26.0%	27.7%
Delivers slightly well	Col %	10.0%	7.3%	8.2%
Delivers not at all	Col %	1.6%	1.2%	1.4%
Total	Col %	100.0%	100.0%	100.0%
	Sample Size	311	576	887

CROSSTABULATIONS OF STUDENTS BY GENDER

Question 13. Thinking about your coursework and the majors offered in your respective school, how well do you think they embody the Catholic and Marianist Philosophy or Education at the University of Dayton? (Students by Gender)

		Male	Female	Total
Extremely well	Col %	7.4%	11.3%	9.9%
Very well	Col %	38.6%	37.0%	37.5%
Somewhat well	Col %	39.5%	36.6%	37.7%
Slightly well	Col %	12.2%	10.4%	11.0%
Not at all well	Col %	2.3%	4.7%	3.8%
Total	Col %	100.0%	100.0%	100.0%
	Sample Size	311	576	887

Question 15. How effective do you think the General Education Requirements are, especially the Humanities Base and Thematic Clusters, in achieving the goals of the Catholic and Marianist Philosophy of Education? (Students by Gender)

		Male	Female	Total
Extremely effective	Col %	5.1%	6.4%	6.0%
Very effective	Col %	28.3%	29.2%	28.9%
Somewhat effective	Col %	44.1%	43.2%	43.5%
Slightly effective	Col %	13.8%	16.5%	15.6%
Not at all effective	Col %	8.7%	4.7%	6.1%
Total	Col %	100.0%	100.0%	100.0%
	Sample Size	311	576	887

Question 16. Which of the following best describes how you would rate your relationship with faculty and staff? (Students by Gender)

		Male	Female	Total
Excellent	Col %	21.9%	18.2%	19.5%
Very good	Col %	44.1%	44.6%	44.4%
Good	Col %	27.7%	31.4%	30.1%
Fair	Col %	5.5%	4.9%	5.1%
Poor	Col %	1.0%	.9%	.9%
Total	Col %	100.0%	100.0%	100.0%
	Sample Size	311	576	887

CROSSTABULATIONS OF STUDENTS BY GENDER

Question 19a. How much do you agree or disagree with each statement below? My experiences at the University of Dayton have been shaped by my values. (Students by Gender)

		Male	Female	Total
Strongly disagree	Col %	2.9%	3.0%	2.9%
Disagree	Col %	6.8%	8.0%	7.6%
Neutral	Col %	21.2%	23.3%	22.5%
Agree	Col %	47.3%	39.9%	42.5%
Strongly agree	Col %	21.9%	25.9%	24.5%
Total	Col %	100.0%	100.0%	100.0%
	Sample Size	311	576	887

Question 19b. How much do you agree or disagree with each statement below? My coursework at the University of Dayton has shaped by my values. (Students by Gender)

		Male	Female	Total
Strongly disagree	Col %	4.5%	3.8%	4.1%
Disagree	Col %	9.3%	12.0%	11.0%
Neutral	Col %	37.3%	34.5%	35.5%
Agree	Col %	35.4%	36.1%	35.9%
Strongly agree	Col %	13.5%	13.5%	13.5%
Total	Col %	100.0%	100.0%	100.0%
	Sample Size	311	576	887

Question 19c. How much do you agree or disagree with each statement below? Being a part of the University of Dayton community has encourage me to become more involved in the local community. (Students by Gender)

		Male	Female	Total
Strongly disagree	Col %	4.5%	2.1%	2.9%
Disagree	Col %	8.4%	9.4%	9.0%
Neutral	Col %	25.1%	22.9%	23.7%
Agree	Col %	43.1%	35.4%	38.1%
Strongly agree	Col %	19.0%	30.2%	26.3%
Total	Col %	100.0%	100.0%	100.0%
	Sample Size	311	576	887

CROSSTABULATIONS OF STUDENTS BY GENDER

Question 19d. How much do you agree or disagree with each statement below? Being a part of the University of Dayton community has made me more aware of the needs of others. (Students by Gender)

		Male	Female	Total
Strongly disagree	Col %	4.5%	1.9%	2.8%
Disagree	Col %	8.4%	7.3%	7.7%
Neutral	Col %	23.8%	21.5%	22.3%
Agree	Col %	41.8%	35.8%	37.9%
Strongly agree	Col %	21.5%	33.5%	29.3%
Total	Col %	100.0%	100.0%	100.0%
	Sample Size	311	576	887

Question 19e. How much do you agree or disagree with each statement below? Being a part of the University of Dayton community has strengthened my values. (Students by Gender)

		Male	Female	Total
Strongly disagree	Col %	4.2%	3.0%	3.4%
Disagree	Col %	3.2%	6.3%	5.2%
Neutral	Col %	17.7%	20.3%	19.4%
Agree	Col %	46.6%	39.8%	42.2%
Strongly agree	Col %	28.3%	30.7%	29.9%
Total	Col %	100.0%	100.0%	100.0%
	Sample Size	311	576	887

CROSSTABULATION OF STUDENTS BY YEAR IN SCHOOL

Question 2. How would you rate your overall understanding of the University of Dayton's Catholic and Marianist Philosophy of Education? (Students by Year in School)

		First year undergrad uate	Second year undergraduat e	Third year undergrad uate	Fourth/Fift h year undergrad uate	Graduate school	Total
I understand it extremely well	Col %	4.1%	3.5%	3.5%	5.0%	3.0%	3.9%
I understand it very well	Col %	23.9%	23.6%	28.2%	28.3%	12.2%	23.6%
I understand it somewhat well	Col %	44.7%	43.1%	40.1%	40.8%	28.7%	39.7%
I understand it slightly well	Col %	18.8%	21.5%	19.7%	18.8%	25.0%	20.5%
I do not understand it at all	Col %	8.6%	8.3%	8.5%	7.1%	31.1%	12.3%
Total	Col %	100.0%	100.0%	100.0%	100.0%	100.0%	100.0%
	Sample Size	197	144	142	240	164	887

CROSSTABULATION OF STUDENTS BY YEAR IN SCHOOL

Question 4. How would you rate your overall understanding of the Catholic and Marianist Philosophy of Education for the University of Dayton as enunciated in the paragraph above? (Students by Year in School)

		First year undergrad uate	Second year undergraduat e	Third year undergrad uate	Fourth/Fift h year undergrad uate	Graduate school	Total
I understand it extremely well	Col %	11.2%	9.0%	11.3%	11.7%	16.5%	12.0%
I understand it very well	Col %	46.7%	56.3%	55.6%	47.1%	44.5%	49.4%
I understand it somewhat well	Col %	35.0%	33.3%	29.6%	33.8%	29.3%	32.5%
I understand it slightly well	Col %	6.6%	1.4%	2.1%	6.7%	7.9%	5.3%
I do not understand it at all	Col %	.5%	.0%	1.4%	.8%	1.8%	.9%
Total	Col %	100.0%	100.0%	100.0%	100.0%	100.0%	100.0%
	Sample Size	197	144	142	240	164	887

Question 5. Based on this description, how well do you think the University of Dayton reflects overall its Catholic and Marianist Philosophy of Education? (Students by Year in School)

		First year undergrad uate	Second year undergraduat e	Third year undergrad uate	Fourth/Fift h year undergrad uate	Graduate school	Total
Extremely well	Col %	19.8%	6.3%	15.5%	5.4%	7.9%	10.8%
Very well	Col %	68.0%	66.0%	52.8%	56.7%	44.5%	57.8%
Somewhat well	Col %	10.2%	22.2%	25.4%	31.3%	34.8%	24.8%
Slightly well	Col %	1.5%	4.9%	4.9%	4.6%	9.8%	5.0%
Not at all well	Col %	.5%	.7%	1.4%	2.1%	3.0%	1.6%
Total	Col %	100.0%	100.0%	100.0%	100.0%	100.0%	100.0%
	Sample Size	197	144	142	240	164	887

CROSSTABULATION OF STUDENTS BY YEAR IN SCHOOL

Question 6. How well do you think the University of Dayton implements on campus its Catholic and Marianist Philosophy of Education? (Students by Year in School)

		First year undergrad uate	Second year undergraduat e	Third year undergrad uate	Fourth/Fift h year undergrad uate	Graduate school	Total
Extremely well	Col %	17.8%	5.6%	12.0%	6.3%	4.3%	9.2%
Very well	Col %	53.8%	56.3%	39.4%	44.6%	36.0%	46.1%
Somewhat well	Col %	24.4%	29.9%	39.4%	35.8%	45.1%	34.6%
Slightly well	Col %	3.6%	6.9%	7.0%	11.7%	11.6%	8.3%
Not at all well	Col %	.5%	1.4%	2.1%	1.7%	3.0%	1.7%
Total	Col %	100.0%	100.0%	100.0%	100.0%	100.0%	100.0%
	Sample Size	197	144	142	240	164	887

Question 7. How well do you think the University of Dayton implements in the wider Dayton community its Catholic and Marianist Philosophy of Education? (Students by Year in School)

		First year undergrad uate	Second year undergraduat e	Third year undergrad uate	Fourth/Fift h year undergrad uate	Graduate school	Total
Extremely well	Col %	12.7%	6.9%	12.0%	4.6%	6.1%	8.2%
Very well	Col %	40.1%	31.3%	25.4%	27.5%	32.9%	31.6%
Somewhat well	Col %	34.5%	47.9%	43.7%	43.8%	42.1%	42.1%
Slightly well	Col %	11.7%	12.5%	16.2%	17.9%	9.8%	13.9%
Not at all well	Col %	1.0%	1.4%	2.8%	6.3%	9.1%	4.3%
Total	Col %	100.0%	100.0%	100.0%	100.0%	100.0%	100.0%
	Sample Size	197	144	142	240	164	887

CROSSTABULATION OF STUDENTS BY YEAR IN SCHOOL

**Question 8a. How important do you think the following tenets are to the University of Dayton's Catholic and Marianist Philosophy of Education?
Provides an education for formation in faith. (Students by Year in School)**

		First year undergraduate	Second year undergraduate	Third year undergraduate	Fourth/Fifth year undergraduate	Graduate school	Total
Extremely important	Col %	39.1%	33.3%	30.3%	24.6%	31.1%	31.3%
Very important	Col %	42.6%	38.9%	40.1%	39.2%	36.0%	39.5%
Somewhat important	Col %	15.7%	20.1%	20.4%	24.6%	23.2%	21.0%
Slightly important	Col %	1.5%	6.3%	6.3%	8.3%	4.9%	5.5%
Not at all important	Col %	1.0%	1.4%	2.8%	3.3%	4.9%	2.7%
Total	Col %	100.0%	100.0%	100.0%	100.0%	100.0%	100.0%
	Sample Size	197	144	142	240	164	887

**Question 8b. How important do you think the following tenets are to the University of Dayton's Catholic and Marianist Philosophy of Education?
Provides an integral quality education. (Students by Year in School)**

		First year undergraduate	Second year undergraduate	Third year undergraduate	Fourth/Fifth year undergraduate	Graduate school	Total
Extremely important	Col %	67.0%	59.0%	64.8%	58.8%	61.6%	62.1%
Very important	Col %	28.9%	31.9%	29.6%	36.7%	30.5%	31.9%
Somewhat important	Col %	3.6%	8.3%	4.9%	3.3%	5.5%	4.8%
Slightly important	Col %	.5%	.0%	.7%	1.3%	1.2%	.8%
Not at all important	Col %	.0%	.7%	.0%	.0%	1.2%	.3%
Total	Col %	100.0%	100.0%	100.0%	100.0%	100.0%	100.0%
	Sample Size	197	144	142	240	164	887

CROSSTABULATION OF STUDENTS BY YEAR IN SCHOOL

Question 8c. How important do you think the following tenets are to the University of Dayton's Catholic and Marianist Philosophy of Education? Educates in family spirit which builds community for growth and learning. (Students by Year in School)

		First year undergraduate	Second year undergraduate	Third year undergraduate	Fourth/Fifth year undergraduate	Graduate school	Total
Extremely important	Col %	54.3%	51.4%	38.0%	44.6%	34.8%	45.0%
Very important	Col %	35.5%	36.1%	45.8%	40.4%	40.9%	39.6%
Somewhat important	Col %	9.6%	10.4%	14.8%	12.9%	18.3%	13.1%
Slightly important	Col %	.5%	2.1%	1.4%	2.1%	3.7%	1.9%
Not at all important	Col %	.0%	.0%	.0%	.0%	2.4%	.5%
Total	Col %	100.0%	100.0%	100.0%	100.0%	100.0%	100.0%
	Sample Size	197	144	142	240	164	887

Question 8d. How important do you think the following tenets are to the University of Dayton's Catholic and Marianist Philosophy of Education? Educates for service, justice and peace. (Students by Year in School)

		First year undergraduate	Second year undergraduate	Third year undergraduate	Fourth/Fifth year undergraduate	Graduate school	Total
Extremely important	Col %	47.7%	43.8%	43.7%	47.5%	45.1%	45.9%
Very important	Col %	43.7%	45.8%	42.3%	39.6%	34.8%	41.0%
Somewhat important	Col %	7.1%	9.0%	12.7%	12.5%	16.5%	11.5%
Slightly important	Col %	1.5%	1.4%	1.4%	.4%	2.4%	1.4%
Not at all important	Col %	.0%	.0%	.0%	.0%	1.2%	.2%
Total	Col %	100.0%	100.0%	100.0%	100.0%	100.0%	100.0%
	Sample Size	197	144	142	240	164	887

CROSSTABULATION OF STUDENTS BY YEAR IN SCHOOL

Question 8e. How important do you think the following tenets are to the University of Dayton's Catholic and Marianist Philosophy of Education? Educates for adoption and change. (Students by Year in School)

		First year undergraduate	Second year undergraduate	Third year undergraduate	Fourth/Fifth year undergraduate	Graduate school	Total
Extremely important	Col %	39.6%	29.2%	40.8%	44.6%	39.0%	39.3%
Very important	Col %	40.1%	46.5%	43.7%	40.0%	37.2%	41.1%
Somewhat important	Col %	17.3%	22.2%	14.1%	13.3%	16.5%	16.3%
Slightly important	Col %	3.0%	2.1%	1.4%	2.1%	4.3%	2.6%
Not at all important	Col %	.0%	.0%	.0%	.0%	3.0%	.6%
Total	Col %	100.0%	100.0%	100.0%	100.0%	100.0%	100.0%
	Sample Size	197	144	142	240	164	887

Question 9a. How well do you think the University of Dayton's Catholic and Marianist Philosophy of Education realizes these characteristics? Provides an education for formation in faith. (Students by Year in School)

		First year undergraduate	Second year undergraduate	Third year undergraduate	Fourth/Fifth year undergraduate	Graduate school	Total
Delivers extremely well	Col %	33.5%	16.7%	19.0%	12.1%	9.8%	18.3%
Delivers very well	Col %	49.7%	54.9%	42.3%	45.8%	39.0%	46.3%
Delivers somewhat well	Col %	14.2%	20.8%	31.0%	30.4%	26.8%	24.7%
Delivers slightly well	Col %	2.5%	6.3%	7.0%	9.6%	19.5%	8.9%
Delivers not at all	Col %	.0%	1.4%	.7%	2.1%	4.9%	1.8%
Total	Col %	100.0%	100.0%	100.0%	100.0%	100.0%	100.0%
	Sample Size	197	144	142	240	164	887

CROSSTABULATION OF STUDENTS BY YEAR IN SCHOOL

**Question 9b. How well do you think the University of Dayton's Catholic and Marianist Philosophy of Education realizes these characteristics?
Provides an integral quality education. (Students by Year in School)**

		First year undergrad uate	Second year undergraduat e	Third year undergrad uate	Fourth/Fift h year undergrad uate	Graduate school	Total
Delivers extremely well	Col %	53.8%	30.6%	33.1%	21.3%	33.5%	34.2%
Delivers very well	Col %	39.1%	53.5%	52.8%	59.6%	42.7%	49.8%
Delivers somewhat well	Col %	6.6%	13.9%	13.4%	17.5%	15.9%	13.5%
Delivers slightly well	Col %	.0%	1.4%	.0%	1.7%	5.5%	1.7%
Delivers not at all	Col %	.5%	.7%	.7%	.0%	2.4%	.8%
Total	Col %	100.0%	100.0%	100.0%	100.0%	100.0%	100.0%
	Sample Size	197	144	142	240	164	887

**Question 9c. How well do you think the University of Dayton's Catholic and Marianist Philosophy of Education realizes these characteristics?
Educates in family spirit which builds community for growth and learning. (Students by Year in School)**

		First year undergrad uate	Second year undergraduat e	Third year undergrad uate	Fourth/Fift h year undergrad uate	Graduate school	Total
Delivers extremely well	Col %	50.3%	38.2%	35.9%	29.2%	15.2%	33.8%
Delivers very well	Col %	36.5%	42.4%	45.1%	46.3%	47.6%	43.5%
Delivers somewhat well	Col %	12.2%	16.7%	12.7%	17.5%	23.2%	16.5%
Delivers slightly well	Col %	.5%	2.8%	6.3%	5.0%	7.9%	4.4%
Delivers not at all	Col %	.5%	.0%	.0%	2.1%	6.1%	1.8%
Total	Col %	100.0%	100.0%	100.0%	100.0%	100.0%	100.0%
	Sample Size	197	144	142	240	164	887

CROSSTABULATION OF STUDENTS BY YEAR IN SCHOOL

**Question 9d. How well do you think the University of Dayton's Catholic and Marianist Philosophy of Education realizes these characteristics?
Educates for service, justice and peace. (Students by Year in School)**

		First year undergraduate	Second year undergraduate	Third year undergraduate	Fourth/Fifth year undergraduate	Graduate school	Total
Delivers extremely well	Col %	41.1%	29.9%	26.1%	22.9%	23.2%	28.6%
Delivers very well	Col %	43.7%	45.8%	53.5%	46.3%	36.6%	45.0%
Delivers somewhat well	Col %	14.7%	19.4%	16.2%	24.2%	29.3%	21.0%
Delivers slightly well	Col %	.5%	2.8%	3.5%	6.3%	8.5%	4.4%
Delivers not at all	Col %	.0%	2.1%	.7%	.4%	2.4%	1.0%
Total	Col %	100.0%	100.0%	100.0%	100.0%	100.0%	100.0%
	Sample Size	197	144	142	240	164	887

**Question 9e. How well do you think the University of Dayton's Catholic and Marianist Philosophy of Education realizes these characteristics?
Educates for adoption and change. (Students by Year in School)**

		First year undergraduate	Second year undergraduate	Third year undergraduate	Fourth/Fifth year undergraduate	Graduate school	Total
Delivers extremely well	Col %	29.9%	11.1%	12.7%	13.8%	21.3%	18.2%
Delivers very well	Col %	49.7%	50.0%	49.3%	39.6%	36.6%	44.5%
Delivers somewhat well	Col %	17.8%	30.6%	27.5%	33.3%	29.3%	27.7%
Delivers slightly well	Col %	1.5%	8.3%	9.9%	11.7%	9.8%	8.2%
Delivers not at all	Col %	1.0%	.0%	.7%	1.7%	3.0%	1.4%
Total	Col %	100.0%	100.0%	100.0%	100.0%	100.0%	100.0%
	Sample Size	197	144	142	240	164	887

CROSSTABULATION OF STUDENTS BY YEAR IN SCHOOL

Question 13. Thinking about your coursework and the majors offered in your respective school, how well do you think they embody the Catholic and Marianist Philosophy or Education at the University of Dayton? (Students by Year in School)

		First year undergrad uate	Second year undergraduat e	Third year undergrad uate	Fourth/Fift h year undergrad uate	Graduate school	Total
Extremely well	Col %	13.2%	10.4%	9.9%	6.3%	11.0%	9.9%
Very well	Col %	43.1%	38.2%	41.5%	35.0%	30.5%	37.5%
Somewhat well	Col %	35.5%	42.4%	31.7%	44.2%	31.7%	37.7%
Slightly well	Col %	7.6%	7.6%	15.5%	10.0%	15.9%	11.0%
Not at all well	Col %	.5%	1.4%	1.4%	4.6%	11.0%	3.8%
Total	Col %	100.0%	100.0%	100.0%	100.0%	100.0%	100.0%
	Sample Size	197	144	142	240	164	887

Question 15. How effective do you think the General Education Requirements are, especially the Humanities Base and Thematic Clusters, in achieving the goals of the Catholic and Marianist Philosophy of Education? (Students by Year in School)

		First year undergrad uate	Second year undergraduat e	Third year undergrad uate	Fourth/Fift h year undergrad uate	Graduate school	Total
Extremely effective	Col %	8.6%	7.6%	7.0%	5.0%	1.8%	6.0%
Very effective	Col %	38.6%	30.6%	29.6%	20.8%	26.8%	28.9%
Somewhat effective	Col %	42.1%	37.5%	36.6%	46.7%	51.8%	43.5%
Slightly effective	Col %	9.1%	18.1%	19.7%	20.4%	10.4%	15.6%
Not at all effective	Col %	1.5%	6.3%	7.0%	7.1%	9.1%	6.1%
Total	Col %	100.0%	100.0%	100.0%	100.0%	100.0%	100.0%
	Sample Size	197	144	142	240	164	887

CROSSTABULATION OF STUDENTS BY YEAR IN SCHOOL

Question 16. Which of the following best describes how you would rate your relationship with faculty and staff? (Students by Year in School)

		First year undergrad uate	Second year undergraduat e	Third year undergrad uate	Fourth/Fift h year undergrad uate	Graduate school	Total
Excellent	Col %	11.7%	9.7%	25.4%	24.6%	25.0%	19.5%
Very good	Col %	43.1%	48.6%	48.6%	45.0%	37.8%	44.4%
Good	Col %	38.1%	34.7%	21.8%	24.6%	31.7%	30.1%
Fair	Col %	6.6%	4.2%	4.2%	5.4%	4.3%	5.1%
Poor	Col %	.5%	2.8%	.0%	.4%	1.2%	.9%
Total	Col %	100.0%	100.0%	100.0%	100.0%	100.0%	100.0%
	Sample Size	197	144	142	240	164	887

Question 19a. How much do you agree or disagree with each statement below? My experiences at the University of Dayton have been shaped by my values. (Students by Year in School)

		First year undergrad uate	Second year undergraduat e	Third year undergrad uate	Fourth/Fift h year undergrad uate	Graduate school	Total
Strongly disagree	Col %	1.5%	.7%	.7%	1.7%	10.4%	2.9%
Disagree	Col %	6.6%	4.9%	4.9%	5.8%	15.9%	7.6%
Neutral	Col %	26.9%	25.7%	21.1%	13.3%	29.3%	22.5%
Agree	Col %	46.7%	43.1%	43.7%	45.4%	31.7%	42.5%
Strongly agree	Col %	18.3%	25.7%	29.6%	33.8%	12.8%	24.5%
Total	Col %	100.0%	100.0%	100.0%	100.0%	100.0%	100.0%
	Sample Size	197	144	142	240	164	887

CROSSTABULATION OF STUDENTS BY YEAR IN SCHOOL

Question 19b. How much do you agree or disagree with each statement below? My coursework at the University of Dayton has shaped by my values. (Students by Year in School)

		First year undergrad uate	Second year undergraduat e	Third year undergrad uate	Fourth/Fift h year undergrad uate	Graduate school	Total
Strongly disagree	Col %	2.5%	3.5%	2.8%	2.5%	9.8%	4.1%
Disagree	Col %	9.6%	8.3%	14.1%	8.3%	16.5%	11.0%
Neutral	Col %	40.6%	35.4%	34.5%	35.8%	29.9%	35.5%
Agree	Col %	37.6%	41.7%	29.6%	36.7%	32.9%	35.9%
Strongly agree	Col %	9.6%	11.1%	19.0%	16.7%	11.0%	13.5%
Total	Col %	100.0%	100.0%	100.0%	100.0%	100.0%	100.0%
	Sample Size	197	144	142	240	164	887

Question 19c. How much do you agree or disagree with each statement below? Being a part of the University of Dayton community has encourage me to become more involved in the local community. (Students by Year in School)

		First year undergrad uate	Second year undergraduat e	Third year undergrad uate	Fourth/Fift h year undergrad uate	Graduate school	Total
Strongly disagree	Col %	1.0%	2.1%	2.1%	2.5%	7.3%	2.9%
Disagree	Col %	4.6%	6.3%	7.0%	9.6%	17.7%	9.0%
Neutral	Col %	23.4%	20.1%	26.1%	19.2%	31.7%	23.7%
Agree	Col %	42.6%	38.2%	39.4%	39.2%	29.9%	38.1%
Strongly agree	Col %	28.4%	33.3%	25.4%	29.6%	13.4%	26.3%
Total	Col %	100.0%	100.0%	100.0%	100.0%	100.0%	100.0%
	Sample Size	197	144	142	240	164	887

CROSSTABULATION OF STUDENTS BY YEAR IN SCHOOL

Question 19d. How much do you agree or disagree with each statement below? Being a part of the University of Dayton community has made me more aware of the needs of others. (Students by Year in School)

		First year undergrad uate	Second year undergraduat e	Third year undergrad uate	Fourth/Fift h year undergrad uate	Graduate school	Total
Strongly disagree	Col %	.5%	2.1%	2.8%	1.7%	7.9%	2.8%
Disagree	Col %	8.1%	3.5%	2.1%	7.1%	16.5%	7.7%
Neutral	Col %	22.8%	23.6%	21.1%	15.8%	31.1%	22.3%
Agree	Col %	44.2%	38.9%	41.5%	37.9%	26.2%	37.9%
Strongly agree	Col %	24.4%	31.9%	32.4%	37.5%	18.3%	29.3%
Total	Col %	100.0%	100.0%	100.0%	100.0%	100.0%	100.0%
	Sample Size	197	144	142	240	164	887

Question 19e. How much do you agree or disagree with each statement below? Being a part of the University of Dayton community has strengthened my values. (Students by Year in School)

		First year undergrad uate	Second year undergraduat e	Third year undergrad uate	Fourth/Fift h year undergrad uate	Graduate school	Total
Strongly disagree	Col %	.5%	3.5%	2.8%	1.7%	9.8%	3.4%
Disagree	Col %	3.6%	2.8%	.7%	5.0%	13.4%	5.2%
Neutral	Col %	22.3%	19.4%	18.3%	12.9%	26.2%	19.4%
Agree	Col %	45.7%	43.1%	47.2%	42.1%	32.9%	42.2%
Strongly agree	Col %	27.9%	31.3%	31.0%	38.3%	17.7%	29.9%
Total	Col %	100.0%	100.0%	100.0%	100.0%	100.0%	100.0%
	Sample Size	197	144	142	240	164	887

CROSSTABULATION OF STUDENTS BY SCHOOL BY GENDER

Question 2. How would you rate your overall understanding of the University of Dayton's Catholic and Marianist Philosophy of Education? (Students by School and Gender)

		College of Arts & Sciences		School of Business Administration		School of Education and Allied Professions		School of Engineering		School of Law		Graduate school		Total
		Male	Female	Male	Female	Male	Female	Male	Female	Male	Female	Male	Female	
I understand it extremely well	Col %	6.1%	4.5%	1.8%	5.4%	10.0%	3.6%	1.9%	1.7%	.0%	.0%	11.1%	4.0%	3.9%
I understand it very well	Col %	28.6%	24.1%	28.1%	25.7%	20.0%	27.1%	17.1%	25.9%	8.3%	3.4%	33.3%	12.0%	23.6%
I understand it somewhat well	Col %	39.8%	40.2%	40.4%	43.2%	43.3%	44.6%	42.9%	41.4%	.0%	20.7%	.0%	24.0%	39.7%
I understand it slightly well	Col %	12.2%	23.2%	24.6%	20.3%	20.0%	14.5%	27.6%	13.8%	25.0%	24.1%	44.4%	32.0%	20.5%
I do not understand it at all	Col %	13.3%	8.0%	5.3%	5.4%	6.7%	10.2%	10.5%	17.2%	66.7%	51.7%	11.1%	28.0%	12.3%
Total	Col %	100.0%	100.0%	100.0%	100.0%	100.0%	100.0%	100.0%	100.0%	100.0%	100.0%	100.0%	100.0%	100.0%
	Sample Size	98	224	57	74	30	166	105	58	12	29	9	25	887

Question 4. How would you rate your overall understanding of the Catholic and Marianist Philosophy of Education for the University of Dayton as enunciated in the paragraph above? (Students by School and Gender)

		College of Arts & Sciences		School of Business Administration		School of Education and Allied Professions		School of Engineering		School of Law		Graduate school		Total
		Male	Female	Male	Female	Male	Female	Male	Female	Male	Female	Male	Female	
I understand it extremely well	Col %	14.3%	11.2%	10.5%	6.8%	13.3%	12.7%	8.6%	19.0%	16.7%	17.2%	22.2%	8.0%	12.0%
I understand it very well	Col %	54.1%	53.1%	45.6%	47.3%	56.7%	52.4%	43.8%	43.1%	33.3%	31.0%	55.6%	48.0%	49.4%
I understand it somewhat well	Col %	28.6%	29.0%	36.8%	39.2%	26.7%	31.9%	38.1%	34.5%	25.0%	37.9%	11.1%	36.0%	32.5%
I understand it slightly well	Col %	3.1%	4.9%	7.0%	6.8%	3.3%	3.0%	7.6%	3.4%	16.7%	10.3%	11.1%	8.0%	5.3%
I do not understand it at all	Col %	.0%	1.8%	.0%	.0%	.0%	.0%	1.9%	.0%	8.3%	3.4%	.0%	.0%	.9%
Total	Col %	100.0%	100.0%	100.0%	100.0%	100.0%	100.0%	100.0%	100.0%	100.0%	100.0%	100.0%	100.0%	100.0%
	Sample Size	98	224	57	74	30	166	105	58	12	29	9	25	887

CROSTABULATION OF STUDENTS BY SCHOOL BY GENDER

Question 5. Based on this description, how well do you think the University of Dayton reflects overall its Catholic and Marianist Philosophy of Education? (Students by School and Gender)

		College of Arts & Sciences		School of Business Administration		School of Education and Allied Professions		School of Engineering		School of Law		Graduate school		Total
		Male	Female	Male	Female	Male	Female	Male	Female	Male	Female	Male	Female	
Extremely well	Col %	14.3%	14.3%	8.8%	8.1%	10.0%	10.2%	6.7%	12.1%	8.3%	3.4%	22.2%	4.0%	10.8%
Very well	Col %	54.1%	55.8%	59.6%	68.9%	56.7%	63.9%	57.1%	69.0%	25.0%	24.1%	44.4%	52.0%	57.8%
Somewhat well	Col %	24.5%	23.2%	29.8%	16.2%	30.0%	21.7%	27.6%	15.5%	41.7%	55.2%	11.1%	40.0%	24.8%
Slightly well	Col %	6.1%	5.8%	.0%	5.4%	3.3%	3.0%	3.8%	1.7%	16.7%	17.2%	22.2%	4.0%	5.0%
Not at all well	Col %	1.0%	.9%	1.8%	1.4%	.0%	1.2%	4.8%	1.7%	8.3%	.0%	.0%	.0%	1.6%
Total	Col %	100.0%	100.0%	100.0%	100.0%	100.0%	100.0%	100.0%	100.0%	100.0%	100.0%	100.0%	100.0%	100.0%
	Sample Size	98	224	57	74	30	166	105	58	12	29	9	25	887

Question 6. How well do you think the University of Dayton implements on campus its Catholic and Marianist Philosophy of Education? (Students by School and Gender)

		College of Arts & Sciences		School of Business Administration		School of Education and Allied Professions		School of Engineering		School of Law		Graduate school		Total
		Male	Female	Male	Female	Male	Female	Male	Female	Male	Female	Male	Female	
Extremely well	Col %	13.3%	11.6%	5.3%	9.5%	10.0%	10.2%	4.8%	10.3%	8.3%	3.4%	.0%	.0%	9.2%
Very well	Col %	42.9%	47.8%	56.1%	44.6%	30.0%	50.6%	46.7%	50.0%	16.7%	20.7%	44.4%	48.0%	46.1%
Somewhat well	Col %	33.7%	29.5%	31.6%	36.5%	50.0%	33.1%	36.2%	32.8%	50.0%	51.7%	33.3%	48.0%	34.6%
Slightly well	Col %	9.2%	9.4%	5.3%	6.8%	10.0%	6.0%	7.6%	6.9%	16.7%	20.7%	22.2%	4.0%	8.3%
Not at all well	Col %	1.0%	1.8%	1.8%	2.7%	.0%	.0%	4.8%	.0%	8.3%	3.4%	.0%	.0%	1.7%
Total	Col %	100.0%	100.0%	100.0%	100.0%	100.0%	100.0%	100.0%	100.0%	100.0%	100.0%	100.0%	100.0%	100.0%
	Sample Size	98	224	57	74	30	166	105	58	12	29	9	25	887

Question 7. How well do you think the University of Dayton implements in the wider Dayton community its Catholic and Marianist Philosophy of Education? (Students by School and Gender)

		College of Arts & Sciences		School of Business Administration		School of Education and Allied Professions		School of Engineering		School of Law		Graduate school		Total
		Male	Female	Male	Female	Male	Female	Male	Female	Male	Female	Male	Female	
Extremely well	Col %	9.2%	8.5%	8.8%	6.8%	10.0%	9.6%	7.6%	6.9%	.0%	3.4%	.0%	12.0%	8.2%
Very well	Col %	32.7%	33.9%	22.8%	32.4%	30.0%	33.1%	24.8%	37.9%	50.0%	13.8%	22.2%	44.0%	31.6%
Somewhat well	Col %	44.9%	40.2%	52.6%	41.9%	33.3%	43.4%	40.0%	39.7%	25.0%	58.6%	44.4%	28.0%	42.1%
Slightly well	Col %	8.2%	14.3%	14.0%	17.6%	23.3%	12.7%	18.1%	13.8%	8.3%	6.9%	11.1%	12.0%	13.9%
Not at all well	Col %	5.1%	3.1%	1.8%	1.4%	3.3%	1.2%	9.5%	1.7%	16.7%	17.2%	22.2%	4.0%	4.3%
Total	Col %	100.0%	100.0%	100.0%	100.0%	100.0%	100.0%	100.0%	100.0%	100.0%	100.0%	100.0%	100.0%	100.0%
	Sample Size	98	224	57	74	30	166	105	58	12	29	9	25	887

CROSTABULATION OF STUDENTS BY SCHOOL BY GENDER

Question 8a. How important do you think the following tenets are to the University of Dayton's Catholic and Marianist Philosophy of Education? Provides an education for formation in faith. (Students by School and Gender)

		College of Arts & Sciences		School of Business Administration		School of Education and Allied Professions		School of Engineering		School of Law		Graduate school		Total
		Male	Female	Male	Female	Male	Female	Male	Female	Male	Female	Male	Female	
Extremely important	Col %	33.7%	33.9%	24.6%	28.4%	30.0%	34.9%	25.7%	36.2%	.0%	27.6%	22.2%	36.0%	31.3%
Very important	Col %	37.8%	41.5%	47.4%	41.9%	40.0%	38.0%	36.2%	39.7%	33.3%	20.7%	44.4%	48.0%	39.5%
Somewhat important	Col %	19.4%	16.1%	21.1%	17.6%	26.7%	22.3%	29.5%	24.1%	25.0%	34.5%	22.2%	4.0%	21.0%
Slightly important	Col %	6.1%	5.4%	7.0%	9.5%	3.3%	3.6%	5.7%	.0%	16.7%	6.9%	11.1%	8.0%	5.5%
Not at all important	Col %	3.1%	3.1%	.0%	2.7%	.0%	1.2%	2.9%	.0%	25.0%	10.3%	.0%	4.0%	2.7%
Total	Col %	100.0%	100.0%	100.0%	100.0%	100.0%	100.0%	100.0%	100.0%	100.0%	100.0%	100.0%	100.0%	100.0%
	Sample Size	98	224	57	74	30	166	105	58	12	29	9	25	887

Question 8b. How important do you think the following tenets are to the University of Dayton's Catholic and Marianist Philosophy of Education? Provides an integral quality education, (Students by School and Gender)

		College of Arts & Sciences		School of Business Administration		School of Education and Allied Professions		School of Engineering		School of Law		Graduate school		Total
		Male	Female	Male	Female	Male	Female	Male	Female	Male	Female	Male	Female	
Extremely important	Col %	60.2%	65.2%	56.1%	62.2%	53.3%	62.7%	64.8%	65.5%	50.0%	48.3%	66.7%	64.0%	62.1%
Very important	Col %	36.7%	29.9%	36.8%	32.4%	36.7%	31.9%	29.5%	31.0%	25.0%	27.6%	22.2%	36.0%	31.9%
Somewhat important	Col %	3.1%	3.6%	5.3%	5.4%	6.7%	5.4%	4.8%	3.4%	8.3%	17.2%	11.1%	.0%	4.8%
Slightly important	Col %	.0%	.9%	1.8%	.0%	3.3%	.0%	1.0%	.0%	8.3%	3.4%	.0%	.0%	.8%
Not at all important	Col %	.0%	.4%	.0%	.0%	.0%	.0%	.0%	.0%	8.3%	3.4%	.0%	.0%	.3%
Total	Col %	100.0%	100.0%	100.0%	100.0%	100.0%	100.0%	100.0%	100.0%	100.0%	100.0%	100.0%	100.0%	100.0%
	Sample Size	98	224	57	74	30	166	105	58	12	29	9	25	887

Question 8c. How important do you think the following tenets are to the University of Dayton's Catholic and Marianist Philosophy of Education? Educates in family spirit which builds community for growth and learning. (Students by School and Gender)

		College of Arts & Sciences		School of Business Administration		School of Education and Allied Professions		School of Engineering		School of Law		Graduate school		Total
		Male	Female	Male	Female	Male	Female	Male	Female	Male	Female	Male	Female	
Extremely important	Col %	43.9%	50.0%	38.6%	44.6%	33.3%	55.4%	40.0%	44.8%	.0%	13.8%	33.3%	48.0%	45.0%
Very important	Col %	45.9%	37.1%	45.6%	37.8%	53.3%	37.3%	38.1%	41.4%	25.0%	41.4%	33.3%	36.0%	39.6%
Somewhat important	Col %	10.2%	10.7%	14.0%	16.2%	13.3%	6.6%	20.0%	10.3%	50.0%	27.6%	22.2%	16.0%	13.1%
Slightly important	Col %	.0%	2.2%	1.8%	1.4%	.0%	.6%	1.9%	3.4%	8.3%	10.3%	11.1%	.0%	1.9%
Not at all important	Col %	.0%	.0%	.0%	.0%	.0%	.0%	.0%	.0%	16.7%	6.9%	.0%	.0%	.5%
Total	Col %	100.0%	100.0%	100.0%	100.0%	100.0%	100.0%	100.0%	100.0%	100.0%	100.0%	100.0%	100.0%	100.0%
	Sample Size	98	224	57	74	30	166	105	58	12	29	9	25	887

CROSTABULATION OF STUDENTS BY SCHOOL BY GENDER

Question 8d. How important do you think the following tenets are to the University of Dayton's Catholic and Marianist Philosophy of Education? Educates for service, justice and peace. (Students by School and Gender)

		College of Arts & Sciences		School of Business Administration		School of Education and Allied Professions		School of Engineering		School of Law		Graduate school		Total
		Male	Female	Male	Female	Male	Female	Male	Female	Male	Female	Male	Female	
Extremely important	Col %	46.9%	61.2%	17.5%	36.5%	30.0%	56.0%	30.5%	41.4%	25.0%	37.9%	22.2%	52.0%	45.9%
Very important	Col %	40.8%	31.7%	57.9%	45.9%	50.0%	39.2%	51.4%	46.6%	33.3%	27.6%	33.3%	40.0%	41.0%
Somewhat important	Col %	11.2%	7.1%	21.1%	12.2%	20.0%	4.8%	17.1%	12.1%	16.7%	27.6%	44.4%	4.0%	11.5%
Slightly important	Col %	1.0%	.0%	3.5%	5.4%	.0%	.0%	1.0%	.0%	8.3%	6.9%	.0%	4.0%	1.4%
Not at all important	Col %	.0%	.0%	.0%	.0%	.0%	.0%	.0%	.0%	16.7%	.0%	.0%	.0%	.2%
Total	Col %	100.0%	100.0%	100.0%	100.0%	100.0%	100.0%	100.0%	100.0%	100.0%	100.0%	100.0%	100.0%	100.0%
	Sample Size	98	224	57	74	30	166	105	58	12	29	9	25	887

Question 8e. How important do you think the following tenets are to the University of Dayton's Catholic and Marianist Philosophy of Education? Educates for adoption and change. (Students by School and Gender)

		College of Arts & Sciences		School of Business Administration		School of Education and Allied Professions		School of Engineering		School of Law		Graduate school		Total
		Male	Female	Male	Female	Male	Female	Male	Female	Male	Female	Male	Female	
Extremely important	Col %	40.8%	45.1%	24.6%	35.1%	36.7%	47.0%	33.3%	36.2%	8.3%	20.7%	33.3%	52.0%	39.3%
Very important	Col %	41.8%	41.1%	47.4%	37.8%	43.3%	39.8%	43.8%	44.8%	41.7%	31.0%	22.2%	40.0%	41.1%
Somewhat important	Col %	17.3%	12.5%	21.1%	21.6%	16.7%	11.4%	19.0%	15.5%	25.0%	37.9%	33.3%	8.0%	16.3%
Slightly important	Col %	.0%	1.3%	7.0%	5.4%	3.3%	1.8%	3.8%	1.7%	8.3%	6.9%	.0%	.0%	2.6%
Not at all important	Col %	.0%	.0%	.0%	.0%	.0%	.0%	.0%	1.7%	16.7%	3.4%	11.1%	.0%	.6%
Total	Col %	100.0%	100.0%	100.0%	100.0%	100.0%	100.0%	100.0%	100.0%	100.0%	100.0%	100.0%	100.0%	100.0%
	Sample Size	98	224	57	74	30	166	105	58	12	29	9	25	887

Question 9a. How well do you think the University of Dayton's Catholic and Marianist Philosophy of Education realizes these characteristics? Provides an education for formation in faith. (Students by School and Gender)

		College of Arts & Sciences		School of Business Administration		School of Education and Allied Professions		School of Engineering		School of Law		Graduate school		Total
		Male	Female	Male	Female	Male	Female	Male	Female	Male	Female	Male	Female	
Delivers extremely well	Col %	17.3%	20.5%	8.8%	21.6%	13.3%	22.3%	14.3%	27.6%	.0%	10.3%	11.1%	8.0%	18.3%
Delivers very well	Col %	51.0%	46.0%	59.6%	47.3%	40.0%	50.6%	39.0%	39.7%	33.3%	31.0%	22.2%	56.0%	46.3%
Delivers somewhat well	Col %	20.4%	25.9%	24.6%	25.7%	33.3%	17.5%	32.4%	27.6%	33.3%	24.1%	55.6%	12.0%	24.7%
Delivers slightly well	Col %	11.2%	4.5%	5.3%	5.4%	13.3%	9.0%	12.4%	5.2%	16.7%	24.1%	11.1%	24.0%	8.9%
Delivers not at all	Col %	.0%	3.1%	1.8%	.0%	.0%	.6%	1.9%	.0%	16.7%	10.3%	.0%	.0%	1.8%
Total	Col %	100.0%	100.0%	100.0%	100.0%	100.0%	100.0%	100.0%	100.0%	100.0%	100.0%	100.0%	100.0%	100.0%
	Sample Size	98	224	57	74	30	166	105	58	12	29	9	25	887

CROSTABULATION OF STUDENTS BY SCHOOL BY GENDER

Question 9b. How well do you think the University of Dayton's Catholic and Marianist Philosophy of Education realizes these characteristics? Provides an integral quality education. (Students by School and Gender)

		College of Arts & Sciences		School of Business Administration		School of Education and Allied Professions		School of Engineering		School of Law		Graduate school		Total
		Male	Female	Male	Female	Male	Female	Male	Female	Male	Female	Male	Female	
Delivers extremely well	Col %	33.7%	33.9%	31.6%	27.0%	26.7%	38.0%	42.9%	34.5%	25.0%	13.8%	11.1%	48.0%	34.2%
Delivers very well	Col %	46.9%	51.3%	56.1%	56.8%	53.3%	51.2%	41.0%	55.2%	16.7%	48.3%	55.6%	40.0%	49.8%
Delivers somewhat well	Col %	18.4%	12.1%	10.5%	13.5%	20.0%	10.2%	15.2%	8.6%	25.0%	24.1%	33.3%	8.0%	13.5%
Delivers slightly well	Col %	1.0%	1.8%	1.8%	1.4%	.0%	.6%	.0%	1.7%	25.0%	6.9%	.0%	4.0%	1.7%
Delivers not at all	Col %	.0%	.9%	.0%	1.4%	.0%	.0%	1.0%	.0%	8.3%	6.9%	.0%	.0%	.8%
Total	Col %	100.0%	100.0%	100.0%	100.0%	100.0%	100.0%	100.0%	100.0%	100.0%	100.0%	100.0%	100.0%	100.0%
	Sample Size	98	224	57	74	30	166	105	58	12	29	9	25	887

Question 9c. How well do you think the University of Dayton's Catholic and Marianist Philosophy of Education realizes these characteristics? Educates in family spirit which builds community for growth and learning. (Students by School and Gender)

		College of Arts & Sciences		School of Business Administration		School of Education and Allied Professions		School of Engineering		School of Law		Graduate school		Total
		Male	Female	Male	Female	Male	Female	Male	Female	Male	Female	Male	Female	
Delivers extremely well	Col %	34.7%	40.2%	33.3%	33.8%	33.3%	39.2%	27.6%	36.2%	8.3%	6.9%	.0%	16.0%	33.8%
Delivers very well	Col %	42.9%	43.8%	35.1%	44.6%	33.3%	47.6%	44.8%	39.7%	25.0%	37.9%	33.3%	68.0%	43.5%
Delivers somewhat well	Col %	17.3%	10.7%	21.1%	16.2%	33.3%	11.4%	20.0%	19.0%	33.3%	31.0%	44.4%	12.0%	16.5%
Delivers slightly well	Col %	4.1%	3.6%	8.8%	5.4%	.0%	1.2%	5.7%	3.4%	16.7%	10.3%	22.2%	4.0%	4.4%
Delivers not at all	Col %	1.0%	1.8%	1.8%	.0%	.0%	.6%	1.9%	1.7%	16.7%	13.8%	.0%	.0%	1.8%
Total	Col %	100.0%	100.0%	100.0%	100.0%	100.0%	100.0%	100.0%	100.0%	100.0%	100.0%	100.0%	100.0%	100.0%
	Sample Size	98	224	57	74	30	166	105	58	12	29	9	25	887

Question 9d. How well do you think the University of Dayton's Catholic and Marianist Philosophy of Education realizes these characteristics? Educates for service, justice and peace. (Students by School and Gender)

		College of Arts & Sciences		School of Business Administration		School of Education and Allied Professions		School of Engineering		School of Law		Graduate school		Total
		Male	Female	Male	Female	Male	Female	Male	Female	Male	Female	Male	Female	
Delivers extremely well	Col %	32.7%	38.4%	15.8%	20.3%	13.3%	37.3%	17.1%	27.6%	8.3%	17.2%	.0%	24.0%	28.6%
Delivers very well	Col %	36.7%	45.1%	43.9%	54.1%	46.7%	47.0%	47.6%	48.3%	33.3%	24.1%	22.2%	56.0%	45.0%
Delivers somewhat well	Col %	23.5%	12.5%	33.3%	21.6%	36.7%	13.9%	28.6%	20.7%	25.0%	48.3%	55.6%	8.0%	21.0%
Delivers slightly well	Col %	6.1%	4.0%	5.3%	1.4%	3.3%	1.8%	4.8%	1.7%	25.0%	6.9%	22.2%	12.0%	4.4%
Delivers not at all	Col %	1.0%	.0%	1.8%	2.7%	.0%	.0%	1.9%	1.7%	8.3%	3.4%	.0%	.0%	1.0%
Total	Col %	100.0%	100.0%	100.0%	100.0%	100.0%	100.0%	100.0%	100.0%	100.0%	100.0%	100.0%	100.0%	100.0%
	Sample Size	98	224	57	74	30	166	105	58	12	29	9	25	887

CROSTABULATION OF STUDENTS BY SCHOOL BY GENDER

Question 9e. How well do you think the University of Dayton's Catholic and Marianist Philosophy of Education realizes these characteristics? Educates for adoption and change. (Students by School and Gender)

		College of Arts & Sciences		School of Business Administration		School of Education and Allied Professions		School of Engineering		School of Law		Graduate school		Total
		Male	Female	Male	Female	Male	Female	Male	Female	Male	Female	Male	Female	
Delivers extremely well	Col %	21.4%	20.1%	12.3%	18.9%	13.3%	22.9%	14.3%	10.3%	.0%	17.2%	11.1%	20.0%	18.2%
Delivers very well	Col %	37.8%	44.6%	42.1%	41.9%	56.7%	53.6%	42.9%	44.8%	41.7%	20.7%	33.3%	48.0%	44.5%
Delivers somewhat well	Col %	29.6%	24.1%	29.8%	31.1%	30.0%	18.1%	32.4%	41.4%	25.0%	44.8%	44.4%	24.0%	27.7%
Delivers slightly well	Col %	9.2%	9.8%	14.0%	6.8%	.0%	5.4%	9.5%	1.7%	25.0%	10.3%	11.1%	8.0%	8.2%
Delivers not at all	Col %	2.0%	1.3%	1.8%	1.4%	.0%	.0%	1.0%	1.7%	8.3%	6.9%	.0%	.0%	1.4%
Total	Col %	100.0%	100.0%	100.0%	100.0%	100.0%	100.0%	100.0%	100.0%	100.0%	100.0%	100.0%	100.0%	100.0%
	Sample Size	98	224	57	74	30	166	105	58	12	29	9	25	887

Question 13. Thinking about your coursework and the majors offered in your respective school, how well do you think they embody the Catholic and Marianist Philosophy or Education at the University of Dayton? (Students by School and Gender)

		College of Arts & Sciences		School of Business Administration		School of Education and Allied Professions		School of Engineering		School of Law		Graduate school		Total
		Male	Female	Male	Female	Male	Female	Male	Female	Male	Female	Male	Female	
Extremely well	Col %	11.2%	7.6%	3.5%	9.5%	6.7%	20.5%	7.6%	5.2%	.0%	6.9%	.0%	8.0%	9.9%
Very well	Col %	50.0%	42.9%	38.6%	31.1%	36.7%	44.6%	30.5%	19.0%	25.0%	6.9%	33.3%	28.0%	37.5%
Somewhat well	Col %	34.7%	38.8%	43.9%	40.5%	46.7%	27.7%	41.9%	53.4%	16.7%	27.6%	44.4%	36.0%	37.7%
Slightly well	Col %	4.1%	7.6%	12.3%	14.9%	10.0%	6.0%	17.1%	17.2%	41.7%	27.6%	11.1%	16.0%	11.0%
Not at all well	Col %	.0%	3.1%	1.8%	4.1%	.0%	1.2%	2.9%	5.2%	16.7%	31.0%	11.1%	12.0%	3.8%
Total	Col %	100.0%	100.0%	100.0%	100.0%	100.0%	100.0%	100.0%	100.0%	100.0%	100.0%	100.0%	100.0%	100.0%
	Sample Size	98	224	57	74	30	166	105	58	12	29	9	25	887

Question 15. How effective do you think the General Education Requirements are, especially the Humanities Base and Thematic Clusters, in achieving the goals of the Catholic and Marianist Philosophy of Education? (Students by School and Gender)

		College of Arts & Sciences		School of Business Administration		School of Education and Allied Professions		School of Engineering		School of Law		Graduate school		Total
		Male	Female	Male	Female	Male	Female	Male	Female	Male	Female	Male	Female	
Extremely effective	Col %	6.1%	8.5%	7.0%	6.8%	.0%	4.8%	5.7%	6.9%	.0%	.0%	.0%	4.0%	6.0%
Very effective	Col %	29.6%	29.9%	26.3%	27.0%	30.0%	31.9%	29.5%	32.8%	16.7%	17.2%	22.2%	16.0%	28.9%
Somewhat effective	Col %	48.0%	42.0%	38.6%	40.5%	53.3%	44.0%	40.0%	34.5%	50.0%	62.1%	44.4%	56.0%	43.5%
Slightly effective	Col %	13.3%	16.1%	17.5%	14.9%	10.0%	16.9%	15.2%	24.1%	8.3%	6.9%	.0%	16.0%	15.6%
Not at all effective	Col %	3.1%	3.6%	10.5%	10.8%	6.7%	2.4%	9.5%	1.7%	25.0%	13.8%	33.3%	8.0%	6.1%
Total	Col %	100.0%	100.0%	100.0%	100.0%	100.0%	100.0%	100.0%	100.0%	100.0%	100.0%	100.0%	100.0%	100.0%
	Sample Size	98	224	57	74	30	166	105	58	12	29	9	25	887

CROSSTABULATION OF STUDENTS BY SCHOOL BY GENDER

Question 16. Which of the following best describes how you would rate your relationship with faculty and staff? (Students by School and Gender)

		College of Arts & Sciences		School of Business Administration		School of Education and Allied Professions		School of Engineering		School of Law		Graduate school		Total
		Male	Female	Male	Female	Male	Female	Male	Female	Male	Female	Male	Female	
Excellent	Col %	26.5%	18.8%	22.8%	16.2%	23.3%	17.5%	15.2%	25.9%	25.0%	6.9%	33.3%	20.0%	19.5%
Very good	Col %	51.0%	45.5%	33.3%	37.8%	33.3%	50.6%	52.4%	36.2%	16.7%	31.0%	11.1%	52.0%	44.4%
Good	Col %	19.4%	28.1%	31.6%	40.5%	40.0%	28.3%	26.7%	32.8%	50.0%	55.2%	33.3%	24.0%	30.1%
Fair	Col %	3.1%	6.3%	10.5%	5.4%	3.3%	3.0%	4.8%	3.4%	8.3%	6.9%	11.1%	4.0%	5.1%
Poor	Col %	.0%	1.3%	1.8%	.0%	.0%	.6%	1.0%	1.7%	.0%	.0%	11.1%	.0%	.9%
Total	Col %	100.0%	100.0%	100.0%	100.0%	100.0%	100.0%	100.0%	100.0%	100.0%	100.0%	100.0%	100.0%	100.0%
	Sample Size	98	224	57	74	30	166	105	58	12	29	9	25	887

Question 19a. How much do you agree or disagree with each statement below? My experiences at the University of Dayton have been shaped by my values. (Students by School and Gender)

		College of Arts & Sciences		School of Business Administration		School of Education and Allied Professions		School of Engineering		School of Law		Graduate school		Total
		Male	Female	Male	Female	Male	Female	Male	Female	Male	Female	Male	Female	
Strongly disagree	Col %	3.1%	2.2%	.0%	1.4%	3.3%	1.2%	1.0%	1.7%	25.0%	20.7%	11.1%	8.0%	2.9%
Disagree	Col %	7.1%	7.1%	5.3%	8.1%	3.3%	5.4%	4.8%	8.6%	16.7%	24.1%	33.3%	12.0%	7.6%
Neutral	Col %	18.4%	19.6%	22.8%	24.3%	26.7%	22.9%	22.9%	27.6%	25.0%	37.9%	.0%	28.0%	22.5%
Agree	Col %	48.0%	40.2%	42.1%	37.8%	43.3%	46.4%	52.4%	37.9%	25.0%	10.3%	55.6%	40.0%	42.5%
Strongly agree	Col %	23.5%	30.8%	29.8%	28.4%	23.3%	24.1%	19.0%	24.1%	8.3%	6.9%	.0%	12.0%	24.5%
Total	Col %	100.0%	100.0%	100.0%	100.0%	100.0%	100.0%	100.0%	100.0%	100.0%	100.0%	100.0%	100.0%	100.0%
	Sample Size	98	224	57	74	30	166	105	58	12	29	9	25	887

Question 19b. How much do you agree or disagree with each statement below? My coursework at the University of Dayton has shaped by my values. (Students by School and Gender)

		College of Arts & Sciences		School of Business Administration		School of Education and Allied Professions		School of Engineering		School of Law		Graduate school		Total
		Male	Female	Male	Female	Male	Female	Male	Female	Male	Female	Male	Female	
Strongly disagree	Col %	5.1%	2.7%	3.5%	2.7%	.0%	3.0%	3.8%	1.7%	8.3%	20.7%	22.2%	8.0%	4.1%
Disagree	Col %	9.2%	10.7%	10.5%	14.9%	3.3%	7.2%	8.6%	13.8%	16.7%	37.9%	22.2%	12.0%	11.0%
Neutral	Col %	31.6%	33.0%	42.1%	35.1%	46.7%	37.3%	37.1%	41.4%	41.7%	24.1%	33.3%	24.0%	35.5%
Agree	Col %	34.7%	37.9%	36.8%	36.5%	36.7%	37.3%	37.1%	36.2%	25.0%	10.3%	22.2%	40.0%	35.9%
Strongly agree	Col %	19.4%	15.6%	7.0%	10.8%	13.3%	15.1%	13.3%	6.9%	8.3%	6.9%	.0%	16.0%	13.5%
Total	Col %	100.0%	100.0%	100.0%	100.0%	100.0%	100.0%	100.0%	100.0%	100.0%	100.0%	100.0%	100.0%	100.0%
	Sample Size	98	224	57	74	30	166	105	58	12	29	9	25	887

CROSTABULATION OF STUDENTS BY SCHOOL BY GENDER

Question 19c. How much do you agree or disagree with each statement below? Being a part of the University of Dayton community has encourage me to become more involved in the local community. (Students by School and Gender)

		College of Arts & Sciences		School of Business Administration		School of Education and Allied Professions		School of Engineering		School of Law		Graduate school		Total
		Male	Female	Male	Female	Male	Female	Male	Female	Male	Female	Male	Female	
Strongly disagree	Col %	4.1%	2.2%	1.8%	2.7%	6.7%	1.2%	1.9%	1.7%	25.0%	.0%	22.2%	8.0%	2.9%
Disagree	Col %	5.1%	6.7%	10.5%	5.4%	6.7%	9.6%	10.5%	5.2%	8.3%	31.0%	11.1%	28.0%	9.0%
Neutral	Col %	28.6%	19.6%	21.1%	23.0%	23.3%	24.1%	26.7%	20.7%	16.7%	37.9%	11.1%	32.0%	23.7%
Agree	Col %	37.8%	34.4%	47.4%	37.8%	23.3%	36.1%	51.4%	43.1%	41.7%	27.6%	44.4%	24.0%	38.1%
Strongly agree	Col %	24.5%	37.1%	19.3%	31.1%	40.0%	28.9%	9.5%	29.3%	8.3%	3.4%	11.1%	8.0%	26.3%
Total	Col %	100.0%	100.0%	100.0%	100.0%	100.0%	100.0%	100.0%	100.0%	100.0%	100.0%	100.0%	100.0%	100.0%
	Sample Size	98	224	57	74	30	166	105	58	12	29	9	25	887

Question 19d. How much do you agree or disagree with each statement below? Being a part of the University of Dayton community has made me more aware of the needs of others. (Students by School and Gender)

		College of Arts & Sciences		School of Business Administration		School of Education and Allied Professions		School of Engineering		School of Law		Graduate school		Total
		Male	Female	Male	Female	Male	Female	Male	Female	Male	Female	Male	Female	
Strongly disagree	Col %	2.0%	2.2%	1.8%	1.4%	6.7%	1.2%	2.9%	.0%	25.0%	6.9%	33.3%	4.0%	2.8%
Disagree	Col %	5.1%	6.7%	10.5%	5.4%	6.7%	3.0%	9.5%	6.9%	16.7%	31.0%	11.1%	20.0%	7.7%
Neutral	Col %	24.5%	14.3%	22.8%	32.4%	16.7%	19.9%	24.8%	27.6%	16.7%	48.3%	44.4%	20.0%	22.3%
Agree	Col %	39.8%	37.1%	43.9%	31.1%	46.7%	40.4%	46.7%	37.9%	25.0%	6.9%	.0%	36.0%	37.9%
Strongly agree	Col %	28.6%	39.7%	21.1%	29.7%	23.3%	35.5%	16.2%	27.6%	16.7%	6.9%	11.1%	20.0%	29.3%
Total	Col %	100.0%	100.0%	100.0%	100.0%	100.0%	100.0%	100.0%	100.0%	100.0%	100.0%	100.0%	100.0%	100.0%
	Sample Size	98	224	57	74	30	166	105	58	12	29	9	25	887

Question 19e. How much do you agree or disagree with each statement below? Being a part of the University of Dayton community has strengthened my values. (Students by School and Gender)

		College of Arts & Sciences		School of Business Administration		School of Education and Allied Professions		School of Engineering		School of Law		Graduate school		Total
		Male	Female	Male	Female	Male	Female	Male	Female	Male	Female	Male	Female	
Strongly disagree	Col %	3.1%	3.6%	1.8%	1.4%	6.7%	.6%	1.0%	.0%	16.7%	20.7%	44.4%	4.0%	3.4%
Disagree	Col %	3.1%	4.0%	1.8%	8.1%	3.3%	3.6%	3.8%	6.9%	8.3%	31.0%	.0%	8.0%	5.2%
Neutral	Col %	12.2%	17.4%	21.1%	25.7%	20.0%	19.3%	17.1%	22.4%	58.3%	31.0%	.0%	20.0%	19.4%
Agree	Col %	46.9%	41.1%	47.4%	33.8%	40.0%	42.2%	54.3%	44.8%	8.3%	10.3%	22.2%	52.0%	42.2%
Strongly agree	Col %	34.7%	33.9%	28.1%	31.1%	30.0%	34.3%	23.8%	25.9%	8.3%	6.9%	33.3%	16.0%	29.9%
Total	Col %	100.0%	100.0%	100.0%	100.0%	100.0%	100.0%	100.0%	100.0%	100.0%	100.0%	100.0%	100.0%	100.0%
	Sample Size	98	224	57	74	30	166	105	58	12	29	9	25	887

CROSSTABULATION OF STAFF/ADMIN BY GENDER

Question 2. How would you rate your overall understanding of the University of Dayton's Catholic and Marianist Philosophy of Education? (Staff/Admin by Gender)

		What is your gender?		Total
		Female	Male	
I understand it extremely well	Col %	9.8%	9.2%	9.5%
I understand it very well	Col %	33.3%	33.6%	33.4%
I understand it somewhat well	Col %	42.3%	36.6%	40.3%
I understand it slightly well	Col %	11.0%	11.5%	11.1%
I do not understand it at all	Col %	3.7%	9.2%	5.6%
Total	Col %	100.0%	100.0%	100.0%
	Sample Size	246	131	377

Question 4. How would you rate your overall understanding of the Catholic and Marianist Philosophy of Education for the University of Dayton as enunciated in the paragraph above? (Staff/Admin by Gender)

		What is your gender?		Total
		Female	Male	
I understand it extremely well	Col %	13.0%	13.7%	13.3%
I understand it very well	Col %	56.5%	62.6%	58.6%
I understand it somewhat well	Col %	24.0%	19.8%	22.5%
I understand it slightly well	Col %	4.9%	1.5%	3.7%
I do not understand it at all	Col %	1.6%	2.3%	1.9%
Total	Col %	100.0%	100.0%	100.0%
	Sample Size	246	131	377

Question 5. Based on this description, how well do you think the University of Dayton reflects overall its Catholic and Marianist Philosophy of Education? (Staff/Admin by Gender)

		What is your gender?		Total
		Female	Male	
Extremely well	Col %	5.7%	6.1%	5.8%
Very well	Col %	52.4%	64.1%	56.5%
Somewhat well	Col %	34.1%	20.6%	29.4%
Slightly well	Col %	6.1%	5.3%	5.8%
Not at all well	Col %	1.6%	3.8%	2.4%
Total	Col %	100.0%	100.0%	100.0%
	Sample Size	246	131	377

CROSSTABULATION OF STAFF/ADMIN BY GENDER

Question 6. How well do you think the University of Dayton implements on campus its Catholic and Marianist Philosophy of Education? (Staff/Admin by Gender)

		What is your gender?		Total
		Female	Male	
Extremely well	Col %	6.9%	6.1%	6.6%
Very well	Col %	43.5%	45.0%	44.0%
Somewhat well	Col %	38.2%	38.2%	38.2%
Slightly well	Col %	10.6%	6.9%	9.3%
Not at all well	Col %	.8%	3.8%	1.9%
Total	Col %	100.0%	100.0%	100.0%
	Sample Size	246	131	377

Question 7. How well do you think the University of Dayton implements in the wider Dayton community its Catholic and Marianist Philosophy of Education? (Staff/Admin by Gender)

		What is your gender?		Total
		Female	Male	
Extremely well	Col %	8.9%	6.9%	8.2%
Very well	Col %	42.3%	38.9%	41.1%
Somewhat well	Col %	35.8%	39.7%	37.1%
Slightly well	Col %	9.8%	8.4%	9.3%
Not at all well	Col %	3.3%	6.1%	4.2%
Total	Col %	100.0%	100.0%	100.0%
	Sample Size	246	131	377

Question 8a. How important do you think the following tenets are to the University of Dayton's Catholic and Marianist Philosophy of Education? Provides an education for formation in faith. (Staff/Admin by Gender)

		What is your gender?		Total
		Female	Male	
Extremely important	Col %	33.7%	25.2%	30.8%
Very important	Col %	50.0%	47.3%	49.1%
Somewhat important	Col %	12.6%	18.3%	14.6%
Slightly important	Col %	2.8%	6.1%	4.0%
Not at all important	Col %	.8%	3.1%	1.6%
Total	Col %	100.0%	100.0%	100.0%
	Sample Size	246	131	377

CROSSTABULATION OF STAFF/ADMIN BY GENDER

Question 8b. How important do you think the following tenets are to the University of Dayton's Catholic and Marianist Philosophy of Education? Provides an integral quality education. (Staff/Admin by Gender)

		What is your gender?		Total
		Female	Male	
Extremely important	Col %	58.9%	55.0%	57.6%
Very important	Col %	38.6%	38.9%	38.7%
Somewhat important	Col %	1.6%	3.8%	2.4%
Slightly important	Col %	.8%	1.5%	1.1%
Not at all important	Col %	.0%	.8%	.3%
Total	Col %	100.0%	100.0%	100.0%
	Sample Size	246	131	377

Question 8c. How important do you think the following tenets are to the University of Dayton's Catholic and Marianist Philosophy of Education? Educates in family spirit which builds community for growth and learning. (Staff/Admin by Gender)

		What is your gender?		Total
		Female	Male	
Extremely important	Col %	52.0%	39.7%	47.7%
Very important	Col %	39.0%	44.3%	40.8%
Somewhat important	Col %	7.7%	10.7%	8.8%
Slightly important	Col %	1.2%	3.8%	2.1%
Not at all important	Col %	.0%	1.5%	.5%
Total	Col %	100.0%	100.0%	100.0%
	Sample Size	246	131	377

Question 8d. How important do you think the following tenets are to the University of Dayton's Catholic and Marianist Philosophy of Education? Educates for service, justice and peace. (Staff/Admin by Gender)

		What is your gender?		Total
		Female	Male	
Extremely important	Col %	57.3%	43.5%	52.5%
Very important	Col %	34.1%	45.8%	38.2%
Somewhat important	Col %	7.7%	7.6%	7.7%
Slightly important	Col %	.8%	2.3%	1.3%
Not at all important	Col %	.0%	.8%	.3%
Total	Col %	100.0%	100.0%	100.0%
	Sample Size	246	131	377

CROSSTABULATION OF STAFF/ADMIN BY GENDER

Question 8e. How important do you think the following tenets are to the University of Dayton's Catholic and Marianist Philosophy of Education? Educates for adoption and change. (Staff/Admin by Gender)

		What is your gender?		Total
		Female	Male	
Extremely important	Col %	45.9%	35.1%	42.2%
Very important	Col %	38.2%	48.9%	41.9%
Somewhat important	Col %	13.0%	10.7%	12.2%
Slightly important	Col %	2.4%	3.8%	2.9%
Not at all important	Col %	.4%	1.5%	.8%
Total	Col %	100.0%	100.0%	100.0%
	Sample Size	246	131	377

Question 9a. How well do you think the University of Dayton's Catholic and Marianist Philosophy of Education realizes these characteristics? Provides an education for formation in faith. (Staff/Admin by Gender)

		What is your gender?		Total
		Female	Male	
Delivers extremely well	Col %	14.2%	7.6%	11.9%
Delivers very well	Col %	43.5%	45.8%	44.3%
Delivers somewhat well	Col %	34.1%	38.9%	35.8%
Delivers slightly well	Col %	7.3%	6.1%	6.9%
Delivers not at all	Col %	.8%	1.5%	1.1%
Total	Col %	100.0%	100.0%	100.0%
	Sample Size	246	131	377

Question 9b. How well do you think the University of Dayton's Catholic and Marianist Philosophy of Education realizes these characteristics? Provides an integral quality education. (Staff/Admin by Gender)

		What is your gender?		Total
		Female	Male	
Delivers extremely well	Col %	22.4%	12.2%	18.8%
Delivers very well	Col %	54.1%	61.8%	56.8%
Delivers somewhat well	Col %	20.3%	19.8%	20.2%
Delivers slightly well	Col %	2.8%	5.3%	3.7%
Delivers not at all	Col %	.4%	.8%	.5%
Total	Col %	100.0%	100.0%	100.0%
	Sample Size	246	131	377

CROSSTABULATION OF STAFF/ADMIN BY GENDER

Question 9c. How well do you think the University of Dayton's Catholic and Marianist Philosophy of Education realizes these characteristics? Educates in family spirit which builds community for growth and learning. (Staff/Admin by Gender)

		What is your gender?		Total
		Female	Male	
Delivers extremely well	Col %	23.2%	20.6%	22.3%
Delivers very well	Col %	48.0%	49.6%	48.5%
Delivers somewhat well	Col %	21.5%	20.6%	21.2%
Delivers slightly well	Col %	6.9%	6.9%	6.9%
Delivers not at all	Col %	.4%	2.3%	1.1%
Total	Col %	100.0%	100.0%	100.0%
	Sample Size	246	131	377

Question 9d. How well do you think the University of Dayton's Catholic and Marianist Philosophy of Education realizes these characteristics? Educates for service, justice and peace. (Staff/Admin by Gender)

		What is your gender?		Total
		Female	Male	
Delivers extremely well	Col %	22.8%	14.5%	19.9%
Delivers very well	Col %	42.3%	46.6%	43.8%
Delivers somewhat well	Col %	29.3%	31.3%	30.0%
Delivers slightly well	Col %	5.3%	6.1%	5.6%
Delivers not at all	Col %	.4%	1.5%	.8%
Total	Col %	100.0%	100.0%	100.0%
	Sample Size	246	131	377

Question 9e. How well do you think the University of Dayton's Catholic and Marianist Philosophy of Education realizes these characteristics? Educates for adoption and change. (Staff/Admin by Gender)

		What is your gender?		Total
		Female	Male	
Delivers extremely well	Col %	12.6%	6.9%	10.6%
Delivers very well	Col %	41.5%	48.1%	43.8%
Delivers somewhat well	Col %	36.6%	33.6%	35.5%
Delivers slightly well	Col %	8.1%	9.2%	8.5%
Delivers not at all	Col %	1.2%	2.3%	1.6%
Total	Col %	100.0%	100.0%	100.0%
	Sample Size	246	131	377

CROSSTABULATION OF STAFF/ADMIN BY GENDER

**Question 21. In which school or area do you currently teach or work at the University of Dayton?
(Staff/Admin by Gender)**

		What is your gender?		Total
		Female	Male	
College of Arts & Sciences	Col %	10.2%	10.8%	10.4%
School of Business Administration	Col %	4.5%	4.6%	4.5%
School of Education and Allied Professions	Col %	4.1%	.8%	2.9%
School of Engineering	Col %	1.6%	.8%	1.3%
School of Law	Col %	3.3%	3.1%	3.2%
Finance/Administration/Facilities	Col %	18.4%	19.2%	18.7%
Academic Affairs	Col %	4.5%	2.3%	3.7%
Student Services	Col %	17.6%	18.5%	17.9%
UDRI	Col %	6.1%	13.8%	8.8%
Other	Col %	29.8%	26.2%	28.5%
Total	Col %	100.0%	100.0%	100.0%
	Sample Size	245	130	375

Question 22. Thinking about the coursework and majors offered in your respective school, how well do you think they embody the Catholic and Marianist Philosophy of Education at the University of Dayton? (Staff/Admin by Gender)

		What is your gender?		Total
		Female	Male	
Extremely well	Col %	13.7%	14.8%	14.1%
Very well	Col %	40.3%	27.9%	36.2%
Somewhat well	Col %	39.5%	52.5%	43.8%
Not at all well	Col %	6.5%	4.9%	5.9%
Total	Col %	100.0%	100.0%	100.0%
	Sample Size	124	61	185

CROSSTABULATION OF STAFF/ADMIN BY GENDER

Question 24. How effective do you think the General Education requirements, especially the Humanities Base and Thematic Clusters, in achieving the goals of the Catholic and Marianist Philosophy of Education? (Staff/Admin by Gender)

		What is your gender?		Total
		Female	Male	
Extremely effective	Col %	4.1%	5.7%	4.7%
Very effective	Col %	34.9%	28.4%	32.5%
Somewhat effective	Col %	52.7%	58.0%	54.7%
Not at all effective	Col %	8.2%	8.0%	8.1%
Total	Col %	100.0%	100.0%	100.0%
	Sample Size	146	88	234

Question 25. Which of the following best describes how you would rate your relationship with students? (Staff/Admin by Gender)

		What is your gender?		Total
		Female	Male	
Excellent	Col %	20.7%	13.0%	18.0%
Very good	Col %	45.5%	56.5%	49.3%
Good	Col %	28.9%	24.4%	27.3%
Fair	Col %	4.5%	3.1%	4.0%
Poor	Col %	.4%	3.1%	1.3%
Total	Col %	100.0%	100.0%	100.0%
	Sample Size	246	131	377

CROSSTABULATION OF STAFF/ADMIN BY YEARS OF SERVICE

Question 2. How would you rate your overall understanding of the University of Dayton's Catholic and Marianist Philosophy of Education? (Staff/Admin by Years of Service)

		1-5 years	5-10 years	10-20 years	20+ years	Total
I understand it extremely well	Col %	4.9%	11.2%	12.4%	9.9%	9.5%
I understand it very well	Col %	32.0%	26.5%	38.1%	38.0%	33.4%
I understand it somewhat well	Col %	45.6%	38.8%	41.9%	32.4%	40.3%
I understand it slightly well	Col %	11.7%	15.3%	4.8%	14.1%	11.1%
I do not understand it at all	Col %	5.8%	8.2%	2.9%	5.6%	5.6%
Total	Col %	100.0%	100.0%	100.0%	100.0%	100.0%
	Sample Size	103	98	105	71	377

Question 4. How would you rate your overall understanding of the Catholic and Marianist Philosophy of Education for the University of Dayton as enunciated in the paragraph above? (Staff/Admin by Years of Service)

		1-5 years	5-10 years	10-20 years	20+ years	Total
I understand it extremely well	Col %	7.8%	15.3%	15.2%	15.5%	13.3%
I understand it very well	Col %	59.2%	57.1%	59.0%	59.2%	58.6%
I understand it somewhat well	Col %	28.2%	21.4%	22.9%	15.5%	22.5%
I understand it slightly well	Col %	2.9%	5.1%	2.9%	4.2%	3.7%
I do not understand it at all	Col %	1.9%	1.0%	.0%	5.6%	1.9%
Total	Col %	100.0%	100.0%	100.0%	100.0%	100.0%
	Sample Size	103	98	105	71	377

Question 5. Based on this description, how well do you think the University of Dayton reflects overall its Catholic and Marianist Philosophy of Education? (Staff/Admin by Years of Service)

		1-5 years	5-10 years	10-20 years	20+ years	Total
Extremely well	Col %	4.9%	5.1%	7.6%	5.6%	5.8%
Very well	Col %	53.4%	55.1%	62.9%	53.5%	56.5%
Somewhat well	Col %	39.8%	29.6%	20.0%	28.2%	29.4%
Slightly well	Col %	1.9%	9.2%	6.7%	5.6%	5.8%
Not at all well	Col %	.0%	1.0%	2.9%	7.0%	2.4%
Total	Col %	100.0%	100.0%	100.0%	100.0%	100.0%
	Sample Size	103	98	105	71	377

CROSSTABULATION OF STAFF/ADMIN BY YEARS OF SERVICE

Question 6. How well do you think the University of Dayton implements on campus its Catholic and Marianist Philosophy of Education? (Staff/Admin by Years of Service)

		1-5 years	5-10 years	10-20 years	20+ years	Total
Extremely well	Col %	8.7%	3.1%	7.6%	7.0%	6.6%
Very well	Col %	44.7%	45.9%	47.6%	35.2%	44.0%
Somewhat well	Col %	39.8%	37.8%	34.3%	42.3%	38.2%
Slightly well	Col %	5.8%	11.2%	9.5%	11.3%	9.3%
Not at all well	Col %	1.0%	2.0%	1.0%	4.2%	1.9%
Total	Col %	100.0%	100.0%	100.0%	100.0%	100.0%
	Sample Size	103	98	105	71	377

Question 7. How well do you think the University of Dayton implements in the wider Dayton community its Catholic and Marianist Philosophy of Education? (Staff/Admin by Years of Service)

		1-5 years	5-10 years	10-20 years	20+ years	Total
Extremely well	Col %	6.8%	9.2%	9.5%	7.0%	8.2%
Very well	Col %	38.8%	38.8%	42.9%	45.1%	41.1%
Somewhat well	Col %	40.8%	38.8%	36.2%	31.0%	37.1%
Slightly well	Col %	11.7%	11.2%	5.7%	8.5%	9.3%
Not at all well	Col %	1.9%	2.0%	5.7%	8.5%	4.2%
Total	Col %	100.0%	100.0%	100.0%	100.0%	100.0%
	Sample Size	103	98	105	71	377

Question 8a. How important do you think the following tenets are to the University of Dayton's Catholic and Marianist Philosophy of Education? Provides an education for formation in faith. (Staff/Admin by Years of Service)

		1-5 years	5-10 years	10-20 years	20+ years	Total
Extremely important	Col %	29.1%	27.6%	37.1%	28.2%	30.8%
Very important	Col %	54.4%	45.9%	46.7%	49.3%	49.1%
Somewhat important	Col %	13.6%	21.4%	9.5%	14.1%	14.6%
Slightly important	Col %	1.9%	5.1%	4.8%	4.2%	4.0%
Not at all important	Col %	1.0%	.0%	1.9%	4.2%	1.6%
Total	Col %	100.0%	100.0%	100.0%	100.0%	100.0%
	Sample Size	103	98	105	71	377

CROSSTABULATION OF STAFF/ADMIN BY YEARS OF SERVICE

Question 8b. How important do you think the following tenets are to the University of Dayton's Catholic and Marianist Philosophy of Education? Provides an integral quality education. (Staff/Admin by Years of Service)

		1-5 years	5-10 years	10-20 years	20+ years	Total
Extremely important	Col %	60.2%	54.1%	64.8%	47.9%	57.6%
Very important	Col %	35.0%	43.9%	32.4%	46.5%	38.7%
Somewhat important	Col %	4.9%	1.0%	1.0%	2.8%	2.4%
Slightly important	Col %	.0%	1.0%	1.9%	1.4%	1.1%
Not at all important	Col %	.0%	.0%	.0%	1.4%	.3%
Total	Col %	100.0%	100.0%	100.0%	100.0%	100.0%
	Sample Size	103	98	105	71	377

Question 8c. How important do you think the following tenets are to the University of Dayton's Catholic and Marianist Philosophy of Education? Educates in family spirit which builds community for growth and learning. (Staff/Admin by Years of Service)

		1-5 years	5-10 years	10-20 years	20+ years	Total
Extremely important	Col %	50.5%	43.9%	53.3%	40.8%	47.7%
Very important	Col %	39.8%	44.9%	37.1%	42.3%	40.8%
Somewhat important	Col %	8.7%	9.2%	7.6%	9.9%	8.8%
Slightly important	Col %	1.0%	2.0%	1.9%	4.2%	2.1%
Not at all important	Col %	.0%	.0%	.0%	2.8%	.5%
Total	Col %	100.0%	100.0%	100.0%	100.0%	100.0%
	Sample Size	103	98	105	71	377

Question 8d. How important do you think the following tenets are to the University of Dayton's Catholic and Marianist Philosophy of Education? Educates for service, justice and peace. (Staff/Admin by Years of Service)

		1-5 years	5-10 years	10-20 years	20+ years	Total
Extremely important	Col %	55.3%	52.0%	59.0%	39.4%	52.5%
Very important	Col %	35.9%	36.7%	35.2%	47.9%	38.2%
Somewhat important	Col %	8.7%	10.2%	4.8%	7.0%	7.7%
Slightly important	Col %	.0%	1.0%	1.0%	4.2%	1.3%
Not at all important	Col %	.0%	.0%	.0%	1.4%	.3%
Total	Col %	100.0%	100.0%	100.0%	100.0%	100.0%
	Sample Size	103	98	105	71	377

CROSSTABULATION OF STAFF/ADMIN BY YEARS OF SERVICE

Question 8e. How important do you think the following tenets are to the University of Dayton's Catholic and Marianist Philosophy of Education? Educates for adoption and change. (Staff/Admin by Years of Service)

		1-5 years	5-10 years	10-20 years	20+ years	Total
Extremely important	Col %	45.6%	40.8%	49.5%	28.2%	42.2%
Very important	Col %	37.9%	42.9%	36.2%	54.9%	41.9%
Somewhat important	Col %	14.6%	14.3%	9.5%	9.9%	12.2%
Slightly important	Col %	1.9%	2.0%	3.8%	4.2%	2.9%
Not at all important	Col %	.0%	.0%	1.0%	2.8%	.8%
Total	Col %	100.0%	100.0%	100.0%	100.0%	100.0%
	Sample Size	103	98	105	71	377

Question 9a. How well do you think the University of Dayton's Catholic and Marianist Philosophy of Education realizes these characteristics? Provides an education for formation in faith. (Staff/Admin by Years of Service)

		1-5 years	5-10 years	10-20 years	20+ years	Total
Delivers extremely well	Col %	10.7%	11.2%	14.3%	11.3%	11.9%
Delivers very well	Col %	42.7%	48.0%	44.8%	40.8%	44.3%
Delivers somewhat well	Col %	37.9%	30.6%	36.2%	39.4%	35.8%
Delivers slightly well	Col %	7.8%	9.2%	4.8%	5.6%	6.9%
Delivers not at all	Col %	1.0%	1.0%	.0%	2.8%	1.1%
Total	Col %	100.0%	100.0%	100.0%	100.0%	100.0%
	Sample Size	103	98	105	71	377

Question 9b. How well do you think the University of Dayton's Catholic and Marianist Philosophy of Education realizes these characteristics? Provides an integral quality education. (Staff/Admin by Years of Service)

		1-5 years	5-10 years	10-20 years	20+ years	Total
Delivers extremely well	Col %	14.6%	24.5%	21.9%	12.7%	18.8%
Delivers very well	Col %	58.3%	54.1%	56.2%	59.2%	56.8%
Delivers somewhat well	Col %	25.2%	16.3%	17.1%	22.5%	20.2%
Delivers slightly well	Col %	1.9%	5.1%	4.8%	2.8%	3.7%
Delivers not at all	Col %	.0%	.0%	.0%	2.8%	.5%
Total	Col %	100.0%	100.0%	100.0%	100.0%	100.0%
	Sample Size	103	98	105	71	377

CROSSTABULATION OF STAFF/ADMIN BY YEARS OF SERVICE

Question 9c. How well do you think the University of Dayton's Catholic and Marianist Philosophy of Education realizes these characteristics? Educates in family spirit which builds community for growth and learning. (Staff/Admin by Years of Service)

		1-5 years	5-10 years	10-20 years	20+ years	Total
Delivers extremely well	Col %	25.2%	20.4%	24.8%	16.9%	22.3%
Delivers very well	Col %	49.5%	46.9%	48.6%	49.3%	48.5%
Delivers somewhat well	Col %	23.3%	19.4%	21.9%	19.7%	21.2%
Delivers slightly well	Col %	1.9%	13.3%	2.9%	11.3%	6.9%
Delivers not at all	Col %	.0%	.0%	1.9%	2.8%	1.1%
Total	Col %	100.0%	100.0%	100.0%	100.0%	100.0%
	Sample Size	103	98	105	71	377

Question 9d. How well do you think the University of Dayton's Catholic and Marianist Philosophy of Education realizes these characteristics? Educates for service, justice and peace. (Staff/Admin by Years of Service)

		1-5 years	5-10 years	10-20 years	20+ years	Total
Delivers extremely well	Col %	19.4%	25.5%	22.9%	8.5%	19.9%
Delivers very well	Col %	49.5%	35.7%	41.0%	50.7%	43.8%
Delivers somewhat well	Col %	29.1%	30.6%	30.5%	29.6%	30.0%
Delivers slightly well	Col %	1.9%	8.2%	4.8%	8.5%	5.6%
Delivers not at all	Col %	.0%	.0%	1.0%	2.8%	.8%
Total	Col %	100.0%	100.0%	100.0%	100.0%	100.0%
	Sample Size	103	98	105	71	377

Question 9e. How well do you think the University of Dayton's Catholic and Marianist Philosophy of Education realizes these characteristics? Educates for adoption and change. (Staff/Admin by Years of Service)

		1-5 years	5-10 years	10-20 years	20+ years	Total
Delivers extremely well	Col %	11.7%	9.2%	15.2%	4.2%	10.6%
Delivers very well	Col %	42.7%	44.9%	43.8%	43.7%	43.8%
Delivers somewhat well	Col %	39.8%	33.7%	31.4%	38.0%	35.5%
Delivers slightly well	Col %	5.8%	9.2%	9.5%	9.9%	8.5%
Delivers not at all	Col %	.0%	3.1%	.0%	4.2%	1.6%
Total	Col %	100.0%	100.0%	100.0%	100.0%	100.0%
	Sample Size	103	98	105	71	377

CROSSTABULATION OF STAFF/ADMIN BY YEARS OF SERVICE

**Question 21. In which school or area do you currently teach or work at the University of Dayton?
(Staff/Admin by Years of Service)**

		1-5 years	5-10 years	10-20 years	20+ years	Total
College of Arts & Sciences	Col %	8.8%	8.2%	12.4%	12.9%	10.4%
School of Business Administration	Col %	4.9%	5.1%	2.9%	5.7%	4.5%
School of Education and Allied Professions	Col %	3.9%	2.0%	2.9%	2.9%	2.9%
School of Engineering	Col %	1.0%	1.0%	1.9%	1.4%	1.3%
School of Law	Col %	2.9%	7.1%	1.0%	1.4%	3.2%
Finance/Administration/Facilities	Col %	20.6%	18.4%	20.0%	14.3%	18.7%
Academic Affairs	Col %	1.0%	6.1%	2.9%	5.7%	3.7%
Student Services	Col %	22.5%	18.4%	11.4%	20.0%	17.9%
UDRI	Col %	7.8%	4.1%	10.5%	14.3%	8.8%
Other	Col %	26.5%	29.6%	34.3%	21.4%	28.5%
Total	Col %	100.0%	100.0%	100.0%	100.0%	100.0%
	Sample Size	102	98	105	70	375

Question 22. Thinking about the coursework and majors offered in your respective school, how well do you think they embody the Catholic and Marianist Philosophy of Education at the University of Dayton? (Staff/Admin by Years of Service)

		1-5 years	5-10 years	10-20 years	20+ years	Total
Extremely well	Col %	20.4%	8.5%	14.0%	11.8%	14.1%
Very well	Col %	40.7%	44.7%	26.0%	32.4%	36.2%
Somewhat well	Col %	33.3%	38.3%	56.0%	50.0%	43.8%
Not at all well	Col %	5.6%	8.5%	4.0%	5.9%	5.9%
Total	Col %	100.0%	100.0%	100.0%	100.0%	100.0%
	Sample Size	54	47	50	34	185

Question 24. How effective do you think the General Education requirements, especially the Humanities Base and Thematic Clusters, in achieving the goals of the Catholic and Marianist Philosophy of Education? (Staff/Admin by Years of Service)

		1-5 years	5-10 years	10-20 years	20+ years	Total
Extremely effective	Col %	5.9%	3.1%	4.4%	5.9%	4.7%
Very effective	Col %	35.3%	32.8%	41.2%	17.6%	32.5%
Somewhat effective	Col %	54.9%	53.1%	48.5%	64.7%	54.7%
Not at all effective	Col %	3.9%	10.9%	5.9%	11.8%	8.1%
Total	Col %	100.0%	100.0%	100.0%	100.0%	100.0%
	Sample Size	51	64	68	51	234

CROSSTABULATION OF STAFF/ADMIN BY YEARS OF SERVICE

Question 25. Which of the following best describes how you would rate your relationship with students? (Staff/Admin by Years of Service)

		1-5 years	5-10 years	10-20 years	20+ years	Total
Excellent	Col %	12.6%	14.3%	21.9%	25.4%	18.0%
Very good	Col %	48.5%	57.1%	47.6%	42.3%	49.3%
Good	Col %	32.0%	24.5%	26.7%	25.4%	27.3%
Fair	Col %	4.9%	3.1%	3.8%	4.2%	4.0%
Poor	Col %	1.9%	1.0%	.0%	2.8%	1.3%
Total	Col %	100.0%	100.0%	100.0%	100.0%	100.0%
	Sample Size	103	98	105	71	377

CROSSTABULATION OF FACULTY BY GENDER

Question 2. How would you rate your overall understanding of the University of Dayton's Catholic and Marianist Philosophy of Education? (Faculty by Gender)

		What is your gender?		Total
		Female	Male	
I understand it extremely well	Col %	13.9%	15.7%	15.0%
I understand it very well	Col %	39.2%	37.2%	38.0%
I understand it somewhat well	Col %	32.9%	32.2%	32.5%
I understand it slightly well	Col %	11.4%	10.7%	11.0%
I do not understand it at all	Col %	2.5%	4.1%	3.5%
Total	Col %	100.0%	100.0%	100.0%
	Sample Size	79	121	200

Question 4. How would you rate your overall understanding of the Catholic and Marianist Philosophy of Education for the University of Dayton as enunciated in the paragraph above? (Faculty by Gender)

		What is your gender?		Total
		Female	Male	
I understand it extremely well	Col %	16.5%	20.7%	19.0%
I understand it very well	Col %	54.4%	52.9%	53.5%
I understand it somewhat well	Col %	26.6%	22.3%	24.0%
I understand it slightly well	Col %	2.5%	3.3%	3.0%
I do not understand it at all	Col %	.0%	.8%	.5%
Total	Col %	100.0%	100.0%	100.0%
	Sample Size	79	121	200

Question 5. Based on this description, how well do you think the University of Dayton reflects overall its Catholic and Marianist Philosophy of Education? (Faculty by Gender)

		What is your gender?		Total
		Female	Male	
Extremely well	Col %	5.1%	8.3%	7.0%
Very well	Col %	57.0%	46.3%	50.5%
Somewhat well	Col %	26.6%	38.0%	33.5%
Slightly well	Col %	6.3%	7.4%	7.0%
Not at all well	Col %	5.1%	.0%	2.0%
Total	Col %	100.0%	100.0%	100.0%
	Sample Size	79	121	200

CROSSTABULATION OF FACULTY BY GENDER

Question 6. How well do you think the University of Dayton implements on campus its Catholic and Marianist Philosophy of Education? (Faculty by Gender)

		What is your gender?		Total
		Female	Male	
Extremely well	Col %	5.1%	5.0%	5.0%
Very well	Col %	43.0%	38.8%	40.5%
Somewhat well	Col %	38.0%	41.3%	40.0%
Slightly well	Col %	12.7%	14.0%	13.5%
Not at all well	Col %	1.3%	.8%	1.0%
Total	Col %	100.0%	100.0%	100.0%
	Sample Size	79	121	200

Question 7. How well do you think the University of Dayton implements in the wider Dayton community its Catholic and Marianist Philosophy of Education? (Faculty by Gender)

		What is your gender?		Total
		Female	Male	
Extremely well	Col %	1.3%	5.8%	4.0%
Very well	Col %	43.0%	37.2%	39.5%
Somewhat well	Col %	35.4%	39.7%	38.0%
Slightly well	Col %	13.9%	14.9%	14.5%
Not at all well	Col %	6.3%	2.5%	4.0%
Total	Col %	100.0%	100.0%	100.0%
	Sample Size	79	121	200

Question 8a. How important do you think the following tenets are to the University of Dayton's Catholic and Marianist Philosophy of Education? Provides an education for formation in faith. (Faculty by Gender)

		What is your gender?		Total
		Female	Male	
Extremely important	Col %	31.6%	33.1%	32.5%
Very important	Col %	32.9%	35.5%	34.5%
Somewhat important	Col %	25.3%	22.3%	23.5%
Slightly important	Col %	5.1%	7.4%	6.5%
Not at all important	Col %	5.1%	1.7%	3.0%
Total	Col %	100.0%	100.0%	100.0%
	Sample Size	79	121	200

CROSSTABULATION OF FACULTY BY GENDER

Question 8b. How important do you think the following tenets are to the University of Dayton's Catholic and Marianist Philosophy of Education? Provides an integral quality education. (Faculty by Gender)

		What is your gender?		Total
		Female	Male	
Extremely important	Col %	69.6%	72.7%	71.5%
Very important	Col %	24.1%	22.3%	23.0%
Somewhat important	Col %	2.5%	4.1%	3.5%
Slightly important	Col %	1.3%	.8%	1.0%
Not at all important	Col %	2.5%	.0%	1.0%
Total	Col %	100.0%	100.0%	100.0%
	Sample Size	79	121	200

Question 8c. How important do you think the following tenets are to the University of Dayton's Catholic and Marianist Philosophy of Education? Educates in family spirit which builds community for growth and learning. (Faculty by Gender)

		What is your gender?		Total
		Female	Male	
Extremely important	Col %	50.6%	43.8%	46.5%
Very important	Col %	32.9%	38.0%	36.0%
Somewhat important	Col %	12.7%	14.0%	13.5%
Slightly important	Col %	2.5%	4.1%	3.5%
Not at all important	Col %	1.3%	.0%	.5%
Total	Col %	100.0%	100.0%	100.0%
	Sample Size	79	121	200

Question 8d. How important do you think the following tenets are to the University of Dayton's Catholic and Marianist Philosophy of Education? Educates for service, justice and peace. (Faculty by Gender)

		What is your gender?		Total
		Female	Male	
Extremely important	Col %	62.0%	48.8%	54.0%
Very important	Col %	32.9%	33.9%	33.5%
Somewhat important	Col %	2.5%	12.4%	8.5%
Slightly important	Col %	1.3%	2.5%	2.0%
Not at all important	Col %	1.3%	2.5%	2.0%
Total	Col %	100.0%	100.0%	100.0%
	Sample Size	79	121	200

CROSSTABULATION OF FACULTY BY GENDER

Question 8e. How important do you think the following tenets are to the University of Dayton's Catholic and Marianist Philosophy of Education? Educates for adoption and change. (Faculty by Gender)

		What is your gender?		Total
		Female	Male	
Extremely important	Col %	49.4%	56.2%	53.5%
Very important	Col %	34.2%	28.9%	31.0%
Somewhat important	Col %	10.1%	12.4%	11.5%
Slightly important	Col %	3.8%	2.5%	3.0%
Not at all important	Col %	2.5%	.0%	1.0%
Total	Col %	100.0%	100.0%	100.0%
	Sample Size	79	121	200

Question 9a. How well do you think the University of Dayton's Catholic and Marianist Philosophy of Education realizes these characteristics? Provides an education for formation in faith. (Faculty by Gender)

		What is your gender?		Total
		Female	Male	
Delivers extremely well	Col %	3.8%	6.6%	5.5%
Delivers very well	Col %	44.3%	41.3%	42.5%
Delivers somewhat well	Col %	39.2%	39.7%	39.5%
Delivers slightly well	Col %	10.1%	11.6%	11.0%
Delivers not at all	Col %	2.5%	.8%	1.5%
Total	Col %	100.0%	100.0%	100.0%
	Sample Size	79	121	200

Question 9b. How well do you think the University of Dayton's Catholic and Marianist Philosophy of Education realizes these characteristics? Provides an integral quality education. (Faculty by Gender)

		What is your gender?		Total
		Female	Male	
Delivers extremely well	Col %	16.5%	19.8%	18.5%
Delivers very well	Col %	54.4%	53.7%	54.0%
Delivers somewhat well	Col %	21.5%	21.5%	21.5%
Delivers slightly well	Col %	3.8%	3.3%	3.5%
Delivers not at all	Col %	3.8%	1.7%	2.5%
Total	Col %	100.0%	100.0%	100.0%
	Sample Size	79	121	200

CROSSTABULATION OF FACULTY BY GENDER

Question 9c. How well do you think the University of Dayton's Catholic and Marianist Philosophy of Education realizes these characteristics? Educates in family spirit which builds community for growth and learning. (Faculty by Gender)

		What is your gender?		Total
		Female	Male	
Delivers extremely well	Col %	19.0%	19.0%	19.0%
Delivers very well	Col %	49.4%	45.5%	47.0%
Delivers somewhat well	Col %	22.8%	26.4%	25.0%
Delivers slightly well	Col %	6.3%	9.1%	8.0%
Delivers not at all	Col %	2.5%	.0%	1.0%
Total	Col %	100.0%	100.0%	100.0%
	Sample Size	79	121	200

Question 9d. How well do you think the University of Dayton's Catholic and Marianist Philosophy of Education realizes these characteristics? Educates for service, justice and peace. (Faculty by Gender)

		What is your gender?		Total
		Female	Male	
Delivers extremely well	Col %	13.9%	15.7%	15.0%
Delivers very well	Col %	48.1%	43.0%	45.0%
Delivers somewhat well	Col %	31.6%	32.2%	32.0%
Delivers slightly well	Col %	3.8%	8.3%	6.5%
Delivers not at all	Col %	2.5%	.8%	1.5%
Total	Col %	100.0%	100.0%	100.0%
	Sample Size	79	121	200

Question 9e. How well do you think the University of Dayton's Catholic and Marianist Philosophy of Education realizes these characteristics? Educates for adoption and change. (Faculty by Gender)

		What is your gender?		Total
		Female	Male	
Delivers extremely well	Col %	11.4%	9.9%	10.5%
Delivers very well	Col %	34.2%	38.8%	37.0%
Delivers somewhat well	Col %	41.8%	39.7%	40.5%
Delivers slightly well	Col %	6.3%	9.1%	8.0%
Delivers not at all	Col %	6.3%	2.5%	4.0%
Total	Col %	100.0%	100.0%	100.0%
	Sample Size	79	121	200

CROSSTABULATION OF FACULTY BY GENDER

Question 21. In which school or area do you currently teach or work at the University of Dayton? (Faculty by Gender)

		What is your gender?		Total
		Female	Male	
College of Arts & Sciences	Col %	45.6%	47.1%	46.5%
School of Business Administration	Col %	8.9%	16.5%	13.5%
School of Education and Allied Professions	Col %	24.1%	12.4%	17.0%
School of Engineering	Col %	1.3%	13.2%	8.5%
School of Law	Col %	12.7%	5.8%	8.5%
Finance/Administration/Facilities	Col %	1.3%	.0%	.5%
Academic Affairs	Col %	.0%	.8%	.5%
UDRI	Col %	.0%	.8%	.5%
Other	Col %	6.3%	3.3%	4.5%
Total	Col %	100.0%	100.0%	100.0%
	Sample Size	79	121	200

Question 22. Thinking about the coursework and majors offered in your respective school, how well do you think they embody the Catholic and Marianist Philosophy of Education at the University of Dayton? (Faculty by Gender)

		What is your gender?		Total
		Female	Male	
Extremely well	Col %	8.3%	10.3%	9.6%
Very well	Col %	41.7%	33.6%	36.7%
Somewhat well	Col %	44.4%	48.3%	46.8%
Not at all well	Col %	5.6%	7.8%	6.9%
Total	Col %	100.0%	100.0%	100.0%
	Sample Size	72	116	188

Question 24. How effective do you think the General Education requirements, especially the Humanities Base and Thematic Clusters, in achieving the goals of the Catholic and Marianist Philosophy of Education? (Faculty by Gender)

		What is your gender?		Total
		Female	Male	
Extremely effective	Col %	3.3%	2.8%	3.0%
Very effective	Col %	25.0%	29.4%	27.8%
Somewhat effective	Col %	55.0%	50.5%	52.1%
Not at all effective	Col %	16.7%	17.4%	17.2%
Total	Col %	100.0%	100.0%	100.0%
	Sample Size	60	109	169

CROSSTABULATION OF FACULTY BY GENDER

Question 25. Which of the following best describes how you would rate your relationship with students? (Faculty by Gender)

		What is your gender?		Total
		Female	Male	
Excellent	Col %	27.8%	33.1%	31.0%
Very good	Col %	50.6%	47.9%	49.0%
Good	Col %	21.5%	15.7%	18.0%
Fair	Col %	.0%	3.3%	2.0%
Total	Col %	100.0%	100.0%	100.0%
	Sample Size	79	121	200

CROSSTABLATIONS OF FACULTY BY YEARS OF SERVICE

CROSSTABLATION OF (FACULTY BY YEARS OF SERVICE)

Question 2. How would you rate your overall understanding of the University of Dayton's Catholic and Marianist Philosophy of Education? (Faculty by Years of Service)

		1-5 years	5-10 years	10-20 years	20+ years	Total
I understand it extremely well	Col %	4.1%	13.5%	14.0%	23.9%	15.0%
I understand it very well	Col %	22.4%	43.2%	46.5%	40.8%	38.0%
I understand it somewhat well	Col %	53.1%	29.7%	23.3%	25.4%	32.5%
I understand it slightly well	Col %	20.4%	10.8%	9.3%	5.6%	11.0%
I do not understand it at all	Col %	.0%	2.7%	7.0%	4.2%	3.5%
Total	Col %	100.0%	100.0%	100.0%	100.0%	100.0%
	Sample Size	49	37	43	71	200

Question 4. How would you rate your overall understanding of the Catholic and Marianist Philosophy of Education for the University of Dayton as enunciated in the paragraph above? (Faculty by Years of Service)

		1-5 years	5-10 years	10-20 years	20+ years	Total
I understand it extremely well	Col %	8.2%	13.5%	18.6%	29.6%	19.0%
I understand it very well	Col %	63.3%	54.1%	51.2%	47.9%	53.5%
I understand it somewhat well	Col %	28.6%	29.7%	25.6%	16.9%	24.0%
I understand it slightly well	Col %	.0%	.0%	4.7%	5.6%	3.0%
I do not understand it at all	Col %	.0%	2.7%	.0%	.0%	.5%
Total	Col %	100.0%	100.0%	100.0%	100.0%	100.0%
	Sample Size	49	37	43	71	200

Question 5. Based on this description, how well do you think the University of Dayton reflects overall its Catholic and Marianist Philosophy of Education? (Faculty by Years of Service)

		1-5 years	5-10 years	10-20 years	20+ years	Total
Extremely well	Col %	12.2%	2.7%	2.3%	8.5%	7.0%
Very well	Col %	53.1%	59.5%	51.2%	43.7%	50.5%
Somewhat well	Col %	32.7%	32.4%	34.9%	33.8%	33.5%
Slightly well	Col %	.0%	2.7%	9.3%	12.7%	7.0%
Not at all well	Col %	2.0%	2.7%	2.3%	1.4%	2.0%
Total	Col %	100.0%	100.0%	100.0%	100.0%	100.0%
	Sample Size	49	37	43	71	200

CROSSTABULATIONS OF FACULTY BY YEARS OF SERVICE

Question 6. How well do you think the University of Dayton implements on campus its Catholic and Marianist Philosophy of Education? (Faculty by Years of Service)

		1-5 years	5-10 years	10-20 years	20+ years	Total
Extremely well	Col %	8.2%	5.4%	2.3%	4.2%	5.0%
Very well	Col %	42.9%	32.4%	51.2%	36.6%	40.5%
Somewhat well	Col %	38.8%	45.9%	34.9%	40.8%	40.0%
Slightly well	Col %	10.2%	16.2%	11.6%	15.5%	13.5%
Not at all well	Col %	.0%	.0%	.0%	2.8%	1.0%
Total	Col %	100.0%	100.0%	100.0%	100.0%	100.0%
	Sample Size	49	37	43	71	200

Question 7. How well do you think the University of Dayton implements in the wider Dayton community its Catholic and Marianist Philosophy of Education? (Faculty by Years of Service)

		1-5 years	5-10 years	10-20 years	20+ years	Total
Extremely well	Col %	4.1%	.0%	.0%	8.5%	4.0%
Very well	Col %	44.9%	43.2%	44.2%	31.0%	39.5%
Somewhat well	Col %	34.7%	40.5%	41.9%	36.6%	38.0%
Slightly well	Col %	12.2%	16.2%	11.6%	16.9%	14.5%
Not at all well	Col %	4.1%	.0%	2.3%	7.0%	4.0%
Total	Col %	100.0%	100.0%	100.0%	100.0%	100.0%
	Sample Size	49	37	43	71	200

Question 8a. How important do you think the following tenets are to the University of Dayton's Catholic and Marianist Philosophy of Education? Provides an education for formation in faith. (Faculty by Years of Service)

		1-5 years	5-10 years	10-20 years	20+ years	Total
Extremely important	Col %	24.5%	29.7%	41.9%	33.8%	32.5%
Very important	Col %	34.7%	37.8%	37.2%	31.0%	34.5%
Somewhat important	Col %	32.7%	24.3%	9.3%	25.4%	23.5%
Slightly important	Col %	6.1%	5.4%	9.3%	5.6%	6.5%
Not at all important	Col %	2.0%	2.7%	2.3%	4.2%	3.0%
Total	Col %	100.0%	100.0%	100.0%	100.0%	100.0%
	Sample Size	49	37	43	71	200

CROSSTABULATIONS OF FACULTY BY YEARS OF SERVICE

Question 8b. How important do you think the following tenets are to the University of Dayton's Catholic and Marianist Philosophy of Education? Provides an integral quality education. (Faculty by Years of Service)

		1-5 years	5-10 years	10-20 years	20+ years	Total
Extremely important	Col %	67.3%	70.3%	69.8%	76.1%	71.5%
Very important	Col %	30.6%	27.0%	20.9%	16.9%	23.0%
Somewhat important	Col %	.0%	2.7%	7.0%	4.2%	3.5%
Slightly important	Col %	2.0%	.0%	.0%	1.4%	1.0%
Not at all important	Col %	.0%	.0%	2.3%	1.4%	1.0%
Total	Col %	100.0%	100.0%	100.0%	100.0%	100.0%
	Sample Size	49	37	43	71	200

Question 8c. How important do you think the following tenets are to the University of Dayton's Catholic and Marianist Philosophy of Education? Educates in family spirit which builds community for growth and learning. (Faculty by Years of Service)

		1-5 years	5-10 years	10-20 years	20+ years	Total
Extremely important	Col %	38.8%	45.9%	48.8%	50.7%	46.5%
Very important	Col %	40.8%	45.9%	39.5%	25.4%	36.0%
Somewhat important	Col %	18.4%	5.4%	9.3%	16.9%	13.5%
Slightly important	Col %	2.0%	2.7%	2.3%	5.6%	3.5%
Not at all important	Col %	.0%	.0%	.0%	1.4%	.5%
Total	Col %	100.0%	100.0%	100.0%	100.0%	100.0%
	Sample Size	49	37	43	71	200

Question 8d. How important do you think the following tenets are to the University of Dayton's Catholic and Marianist Philosophy of Education? Educates for service, justice and peace. (Faculty by Years of Service)

		1-5 years	5-10 years	10-20 years	20+ years	Total
Extremely important	Col %	53.1%	56.8%	53.5%	53.5%	54.0%
Very important	Col %	36.7%	35.1%	30.2%	32.4%	33.5%
Somewhat important	Col %	8.2%	8.1%	14.0%	5.6%	8.5%
Slightly important	Col %	.0%	.0%	2.3%	4.2%	2.0%
Not at all important	Col %	2.0%	.0%	.0%	4.2%	2.0%
Total	Col %	100.0%	100.0%	100.0%	100.0%	100.0%
	Sample Size	49	37	43	71	200

CROSSTABULATIONS OF FACULTY BY YEARS OF SERVICE

Question 8e. How important do you think the following tenets are to the University of Dayton's Catholic and Marianist Philosophy of Education? Educates for adoption and change. (Faculty by Years of Service)

		1-5 years	5-10 years	10-20 years	20+ years	Total
Extremely important	Col %	40.8%	59.5%	62.8%	53.5%	53.5%
Very important	Col %	36.7%	27.0%	23.3%	33.8%	31.0%
Somewhat important	Col %	20.4%	10.8%	9.3%	7.0%	11.5%
Slightly important	Col %	2.0%	2.7%	2.3%	4.2%	3.0%
Not at all important	Col %	.0%	.0%	2.3%	1.4%	1.0%
Total	Col %	100.0%	100.0%	100.0%	100.0%	100.0%
	Sample Size	49	37	43	71	200

Question 9a. How well do you think the University of Dayton's Catholic and Marianist Philosophy of Education realizes these characteristics? Provides an education for formation in faith. (Faculty by Years of Service)

		1-5 years	5-10 years	10-20 years	20+ years	Total
Delivers extremely well	Col %	6.1%	2.7%	2.3%	8.5%	5.5%
Delivers very well	Col %	51.0%	32.4%	46.5%	39.4%	42.5%
Delivers somewhat well	Col %	30.6%	56.8%	32.6%	40.8%	39.5%
Delivers slightly well	Col %	12.2%	8.1%	16.3%	8.5%	11.0%
Delivers not at all	Col %	.0%	.0%	2.3%	2.8%	1.5%
Total	Col %	100.0%	100.0%	100.0%	100.0%	100.0%
	Sample Size	49	37	43	71	200

Question 9b. How well do you think the University of Dayton's Catholic and Marianist Philosophy of Education realizes these characteristics? Provides an integral quality education. (Faculty by Years of Service)

		1-5 years	5-10 years	10-20 years	20+ years	Total
Delivers extremely well	Col %	24.5%	18.9%	16.3%	15.5%	18.5%
Delivers very well	Col %	49.0%	56.8%	53.5%	56.3%	54.0%
Delivers somewhat well	Col %	26.5%	16.2%	23.3%	19.7%	21.5%
Delivers slightly well	Col %	.0%	8.1%	2.3%	4.2%	3.5%
Delivers not at all	Col %	.0%	.0%	4.7%	4.2%	2.5%
Total	Col %	100.0%	100.0%	100.0%	100.0%	100.0%
	Sample Size	49	37	43	71	200

CROSSTABULATIONS OF FACULTY BY YEARS OF SERVICE

Question 9c. How well do you think the University of Dayton's Catholic and Marianist Philosophy of Education realizes these characteristics? Educates in family spirit which builds community for growth and learning. (Faculty by Years of Service)

		1-5 years	5-10 years	10-20 years	20+ years	Total
Delivers extremely well	Col %	20.4%	18.9%	14.0%	21.1%	19.0%
Delivers very well	Col %	46.9%	54.1%	51.2%	40.8%	47.0%
Delivers somewhat well	Col %	28.6%	18.9%	20.9%	28.2%	25.0%
Delivers slightly well	Col %	4.1%	8.1%	11.6%	8.5%	8.0%
Delivers not at all	Col %	.0%	.0%	2.3%	1.4%	1.0%
Total	Col %	100.0%	100.0%	100.0%	100.0%	100.0%
	Sample Size	49	37	43	71	200

Question 9d. How well do you think the University of Dayton's Catholic and Marianist Philosophy of Education realizes these characteristics? Educates for service, justice and peace. (Faculty by Years of Service)

		1-5 years	5-10 years	10-20 years	20+ years	Total
Delivers extremely well	Col %	18.4%	16.2%	4.7%	18.3%	15.0%
Delivers very well	Col %	46.9%	48.6%	51.2%	38.0%	45.0%
Delivers somewhat well	Col %	28.6%	29.7%	30.2%	36.6%	32.0%
Delivers slightly well	Col %	6.1%	5.4%	11.6%	4.2%	6.5%
Delivers not at all	Col %	.0%	.0%	2.3%	2.8%	1.5%
Total	Col %	100.0%	100.0%	100.0%	100.0%	100.0%
	Sample Size	49	37	43	71	200

Question 9e. How well do you think the University of Dayton's Catholic and Marianist Philosophy of Education realizes these characteristics? Educates for adoption and change. (Faculty by Years of Service)

		1-5 years	5-10 years	10-20 years	20+ years	Total
Delivers extremely well	Col %	10.2%	16.2%	2.3%	12.7%	10.5%
Delivers very well	Col %	32.7%	35.1%	46.5%	35.2%	37.0%
Delivers somewhat well	Col %	42.9%	43.2%	34.9%	40.8%	40.5%
Delivers slightly well	Col %	8.2%	2.7%	11.6%	8.5%	8.0%
Delivers not at all	Col %	6.1%	2.7%	4.7%	2.8%	4.0%
Total	Col %	100.0%	100.0%	100.0%	100.0%	100.0%
	Sample Size	49	37	43	71	200

CROSSTABULATIONS OF FACULTY BY YEARS OF SERVICE

**Question 21. In which school or area do you currently teach or work at the University of Dayton?
(Faculty by Years of Service)**

		1-5 years	5-10 years	10-20 years	20+ years	Total
College of Arts & Sciences	Col %	49.0%	40.5%	48.8%	46.5%	46.5%
School of Business Administration	Col %	12.2%	18.9%	11.6%	12.7%	13.5%
School of Education and Allied Professions	Col %	18.4%	24.3%	14.0%	14.1%	17.0%
School of Engineering	Col %	6.1%	5.4%	9.3%	11.3%	8.5%
School of Law	Col %	12.2%	2.7%	9.3%	8.5%	8.5%
Finance/Administration/Facilities	Col %	.0%	.0%	.0%	1.4%	.5%
Academic Affairs	Col %	.0%	.0%	.0%	1.4%	.5%
UDRI	Col %	.0%	.0%	2.3%	.0%	.5%
Other	Col %	2.0%	8.1%	4.7%	4.2%	4.5%
Total	Col %	100.0%	100.0%	100.0%	100.0%	100.0%
	Sample Size	49	37	43	71	200

Question 22. Thinking about the coursework and majors offered in your respective school, how well do you think they embody the Catholic and Marianist Philosophy of Education at the University of Dayton? (Faculty by Years of Service)

		1-5 years	5-10 years	10-20 years	20+ years	Total
Extremely well	Col %	11.1%	8.6%	7.3%	10.4%	9.6%
Very well	Col %	33.3%	31.4%	34.1%	43.3%	36.7%
Somewhat well	Col %	46.7%	51.4%	51.2%	41.8%	46.8%
Not at all well	Col %	8.9%	8.6%	7.3%	4.5%	6.9%
Total	Col %	100.0%	100.0%	100.0%	100.0%	100.0%
	Sample Size	45	35	41	67	188

Question 24. How effective do you think the General Education requirements, especially the Humanities Base and Thematic Clusters, in achieving the goals of the Catholic and Marianist Philosophy of Education? (Faculty by Years of Service)

		1-5 years	5-10 years	10-20 years	20+ years	Total
Extremely effective	Col %	.0%	2.9%	5.6%	3.2%	3.0%
Very effective	Col %	36.1%	26.5%	27.8%	23.8%	27.8%
Somewhat effective	Col %	58.3%	61.8%	52.8%	42.9%	52.1%
Not at all effective	Col %	5.6%	8.8%	13.9%	30.2%	17.2%
Total	Col %	100.0%	100.0%	100.0%	100.0%	100.0%
	Sample Size	36	34	36	63	169

CROSSTABULATIONS OF FACULTY BY YEARS OF SERVICE

Question 25. Which of the following best describes how you would rate your relationship with students? (Faculty by Years of Service)

		1-5 years	5-10 years	10-20 years	20+ years	Total
Excellent	Col %	12.2%	32.4%	30.2%	43.7%	31.0%
Very good	Col %	61.2%	43.2%	55.8%	39.4%	49.0%
Good	Col %	24.5%	21.6%	11.6%	15.5%	18.0%
Fair	Col %	2.0%	2.7%	2.3%	1.4%	2.0%
Total	Col %	100.0%	100.0%	100.0%	100.0%	100.0%
	Sample Size	49	37	43	71	200