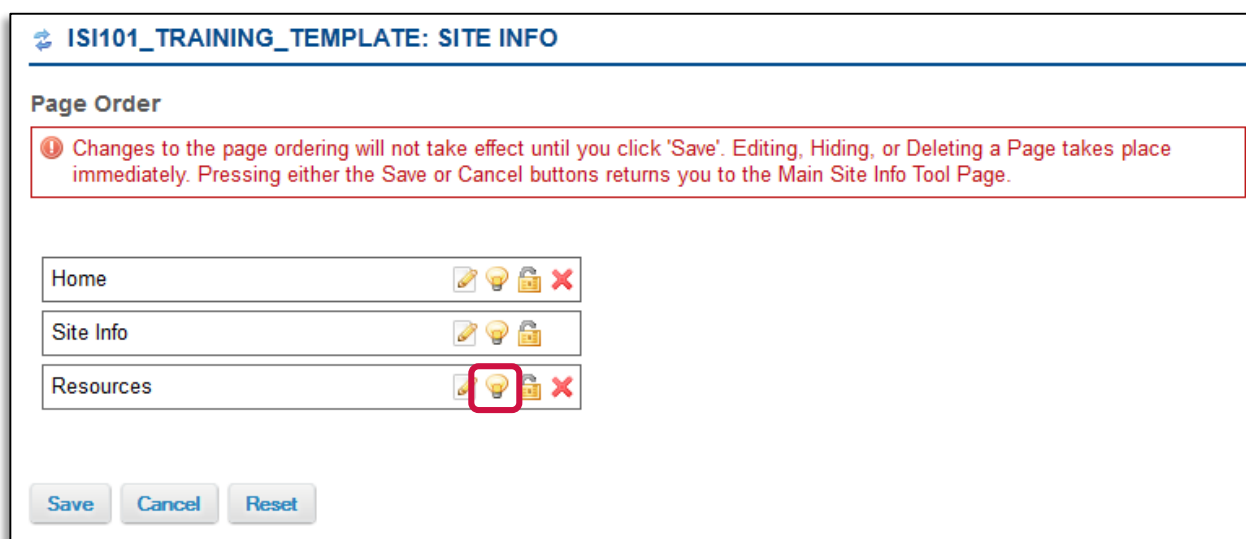


## Isidore Tip – Making Resources Available to and Hiding Resources from Students

### Making Resources Available to Students

The Resources tool is available to students by default. If you've hidden the Resources tool from your students, this tip will show you how to make Resources available to students. You can tell that the tool is hidden if it is in italics and parentheses in the tool menu on your left. If you want your students to access the Resources tool in your site you can make the tool viewable under the Site Info -> Rename/Reorder Tools section.












If the light-bulb next to a tool name (e.g. Resources) is yellow (on), it means the student can see the tool in the menu bar. If the light-bulb is grey (off), it means the students can't see the tool in the menu bar.



ISI101\_TRAINING\_TEMPLATE: SITE INFO

Page Order

Changes to the page ordering will not take effect until you click 'Save'. Editing, Hiding, or Deleting a Page takes place immediately. Pressing either the Save or Cancel buttons returns you to the Main Site Info Tool Page.

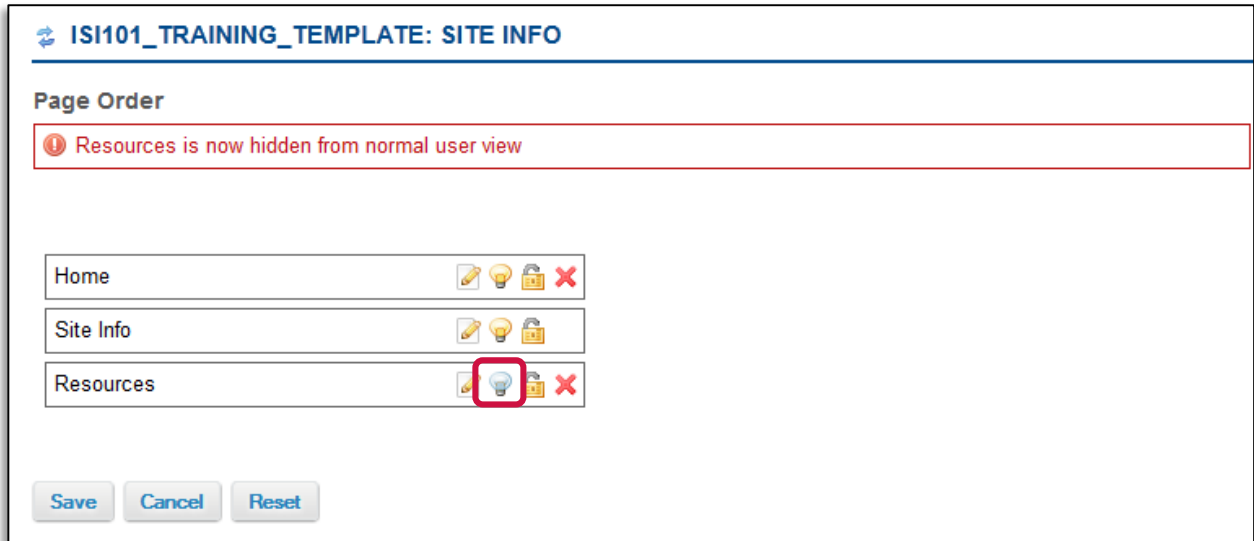
Home	   
Site Info	  
Resources	   

Save Cancel Reset

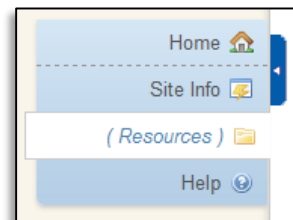
### Hiding Resources from Students

The Resources tool is available to students by default. If you would like to hide the Resources tool from your students, this tip will show you how to hide Resources from students. You can tell that the tool is hidden if it is in italics and parentheses in the tool menu on your left. If you don't want your students to access the Resources tool in your site, you can make the tool hidden under the Site Info -> Rename/Reorder Tools section.

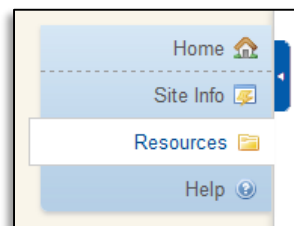
If the light-bulb next to a tool name (e.g. Resources) is yellow (on), it means the student can see the tool in the menu bar. If the light-bulb is grey (off), it means the students can't see the tool in the menu bar.



If you have successfully hidden the Resources tool from your students, Resources will appear in italics and parentheses in the tool menu on your left.



Indicates that Resources is NOT available to students.



Indicates that Resources is available to students.