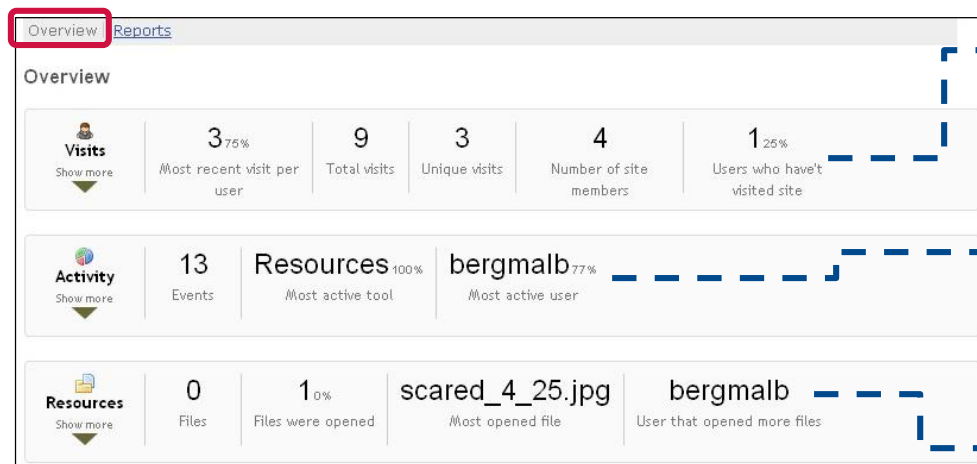


Isidore Tip – What can I do with the Site Stats Tool?

Have you ever wondered what you can do with the Site Stats tool? This tip will show you how you can use the Site Stats tool to see what your students have been up to in your site. You'll be able to see how often they're visiting your site and which resources they're using the most.

Overview



Visits – see who is or is not visiting your site. Also see how frequently participants are checking your site.

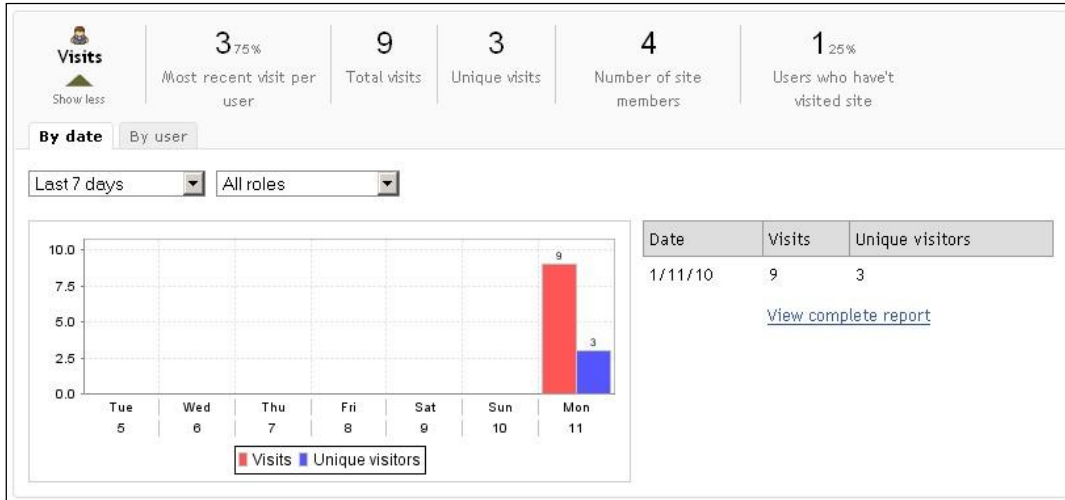
Activity - see what tools your site participants are using most.

Resources - see what files in Resources site participants are accessing the most

Visits

Answers questions like:

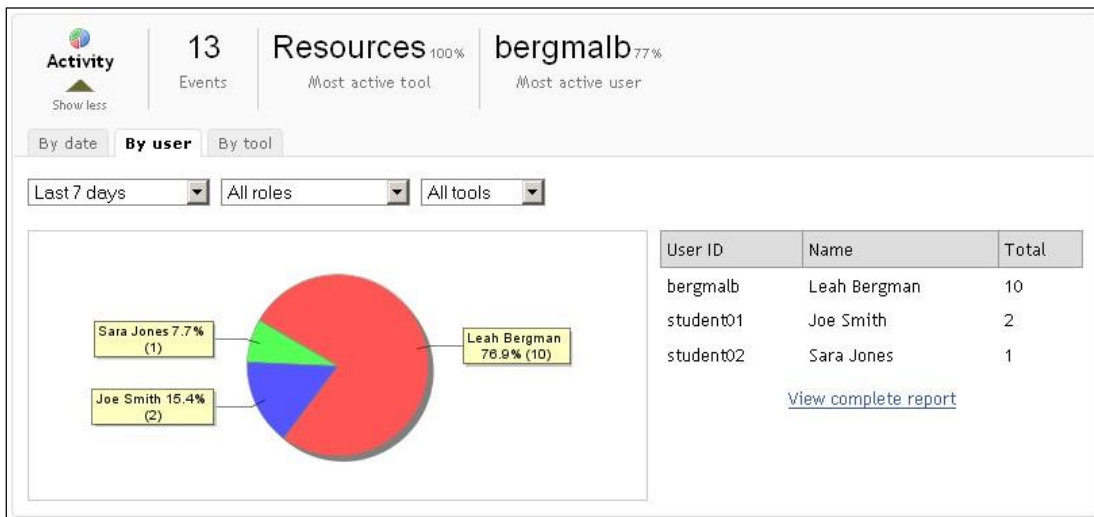
- How many visitors has my site had?
- When was the last time someone logged in?
- How many people are members of my site?
- Who hasn't visited my site?



Activity

Answers questions like:

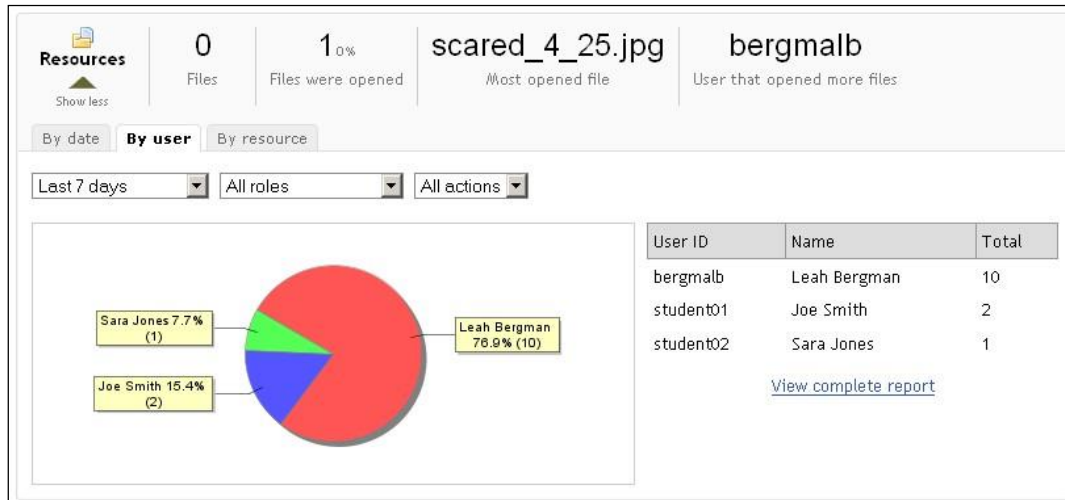
- What tool are students using most?
- How many files in Resources did this person access?



Resources

Answers questions like:

- What file in Resources has been opened the most?
- How many files in Resources has each student opened?
- How many files in Resources were accessed on this date?



Reports

The Reports interface of the Site Stats tool changes depending on what tools are added to your Isidore site.

Answers questions like:

- How many forum posts have site participants had?
- How many times have students viewed Modules?
- How many tests and quizzes have students submitted?
- How many assignments have students submitted?

The screenshot shows the 'Reports' section of the Site Stats tool. The 'Reports' tab is selected and highlighted with a red box. Below the header, there is a list of predefined reports available for all sites:

- Forum Posts
- Module Views
- Most Recent Read Message
- Number of Visits for each user
- Quiz Submissions